

ST18STLOWF930NBW



**STORBELL 80 SUT 1500 WW WFL BK/WH**

**Description:**

Downlight to suspend on TRACK 220V rail model STORBELLMBELL 80 SUT 1500 WW WFL BK/WH LAMP brand. Body made of injected aluminum with white/black/Materiality finish, and with black/opal polycarbonate ring, for decorative lighting effect and possibility of accessory color filter, depending on his model. COB LED 3000K color temperature and CRI90. Aluminium reflector WIDE FLOOD. Luminaire with ceiling rose and electronic equipment included. Insulation class II. LED life time: 50000 L90 B10. Compatible with 4 different models of hoods (accessories) that complete the luminaire.

**Finish:** Texturised white RAL 9010

**Weight:** 800 g

**Installation:** Suspended

**TECHNICAL SPECIFICATIONS:**

<b>Light output:</b>	1.384 lm	<b>°K :</b>	3000
<b>Plum:</b>	14,7W	<b>CRI :</b>	90
<b>Efficacy:</b>	94,1 lm/w	<b>R9 :</b>	60
<b>Type:</b>	COB	<b>MacAdam:</b>	3
<b>LED Lifetime:</b>	50.000 L90 B10 (Ta=25°C)	<b>Power Supply:</b>	220-240V 50/60Hz
<b>Power:</b>	12.2W	<b>Gear:</b>	Electronic

*Light output tolerance +/- 10%*



**CUSTOM MADE OPTIONS:**



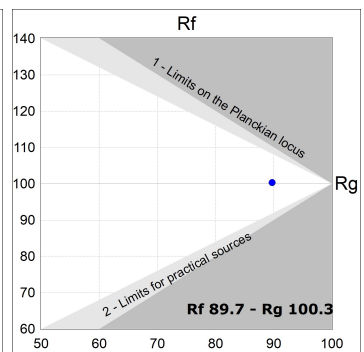
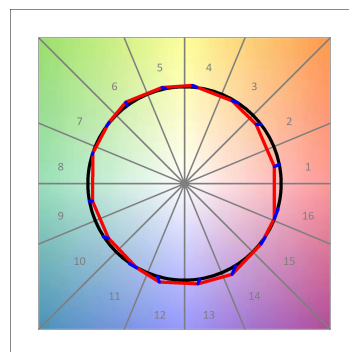
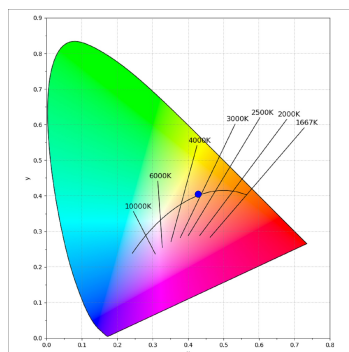
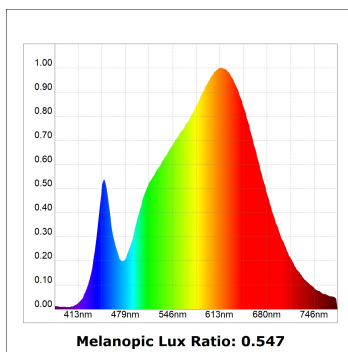
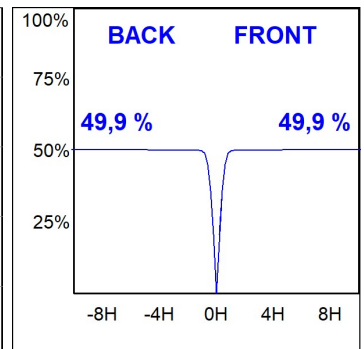
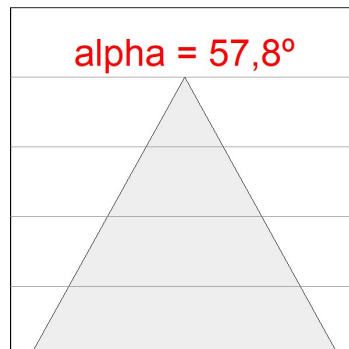
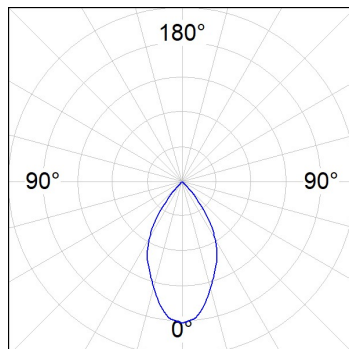
**STORMBELL 80**

ST18STLOWF930NBW

STORMBELL 80 SUT 1500 WW WFL BK/WH

**PHOTOMETRIC DATA :**

ST18STLOWF930NBW  
 $\eta = 100\%$   
 $I_{max} = 1216 \text{ cd/klm}$   
 UTE: 1,00A  
 CIE: 96 100 100 100 100



**ACCESORIES :**

**Optical**



**Product code:**

HSHO50

**Description:**

HANCE 1000/2000 ACC. HONEYCOMB GRILLE



**Product code:**

S8BE227B

**Description:**

ACC. BELL STORMBELL 80 Ø227x89 BK



**Product code:**

S8BE227B1

**Description:**

ACC. BELL STORMBELL 80 Ø227x89 MA



**Product code:**

S8BE227W

**Description:**

ACC. BELL STORMBELL 80 Ø227x89 WH



**Product code:**

S8BE363B

**Description:**

ACC. BELL STORMBELL 80 Ø363x60 BK



**Product code:**

S8BE363B1

**Description:**

ACC. BELL STORMBELL 80 Ø363x60 MA



**Product code:**

S8BE363CK

**Description:**

ACC. BELL STORMBELL 80 Ø363x60 CK



**Product code:**

S8BE363PT

**Description:**

ACC. BELL STORMBELL 80 Ø363x60 PT



**Product code:**

S8BE363W

**Description:**

ACC. BELL STORMBELL 80 Ø363x60 WH



**Product code:**

S8BE86B

**Description:**

ACC. BELL STORMBELL 80 Ø86x50 BK

## STORMBELL 80



**Product code:**

S8BE86B1

**Description:**

ACC. BELL STORMBELL 80 Ø86x50 MA



**Product code:**

S8BE86W

**Description:**

ACC. BELL STORMBELL 80 Ø86x50 WH