

**ST18STLOMF940DBW**



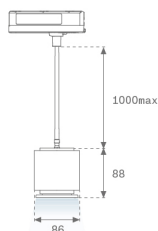
**STORBELL 80 SUT 1500 NW MFL DALI BK/WH**

**Description:**

Downlight to suspend on TRACK 220V rail model STORBELL 80 SUT 1500 NW MFL DALI BK/WH LAMP brand. Body made of injected aluminum with white/black/Materiality finish, and with black/opal polycarbonate ring, for decorative lighting effect and possibility of accessory color filter, depending on his model. COB LED 4000K color temperature and CRI90. Aluminium reflector MEDIUM FLOOD. Luminaire with ceiling rose and electronic DALI equipment included. Insulation class I. LED life time: 50000 L90 B10. Compatible with 4 different models of hoods (accessories) that complete the luminaire.

**Finish:** Texturised white RAL 9010

**Weight:** 800 g



**Installation:** Suspended

**TECHNICAL SPECIFICATIONS:**

<b>Light output:</b>	1.459 lm	<b>°K :</b>	4000
<b>Plum:</b>	14,7W	<b>CRI :</b>	90
<b>Efficacy:</b>	99,3 lm/w	<b>R9 :</b>	64
<b>UGR:</b>	18	<b>MacAdam:</b>	3
<b>Type:</b>	SAMSUNG	<b>Power Supply:</b>	220-240V 50/60Hz
<b>LED Lifetime:</b>	50.000 L90 B10 (Ta=25°C)	<b>Gear:</b>	Adjustable DALI
<b>Power:</b>	12.2W		



**CUSTOM MADE OPTIONS:**



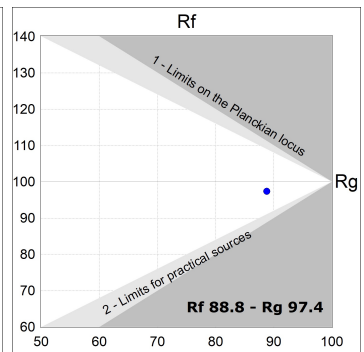
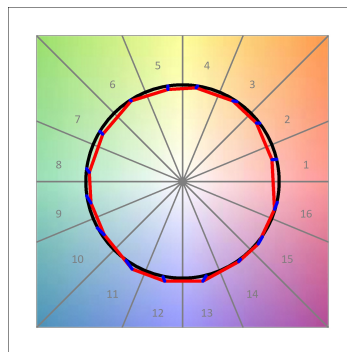
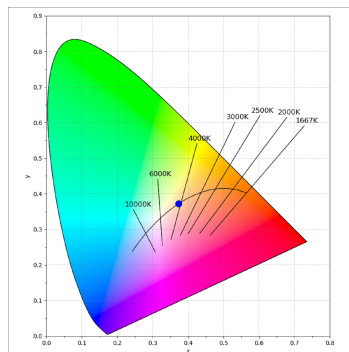
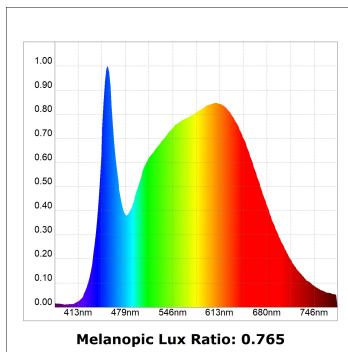
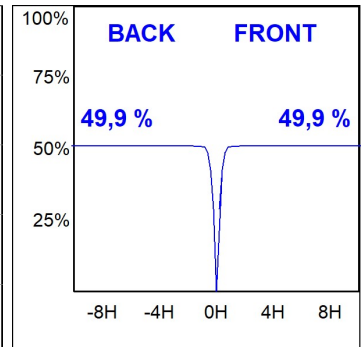
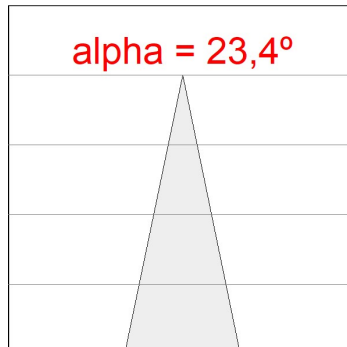
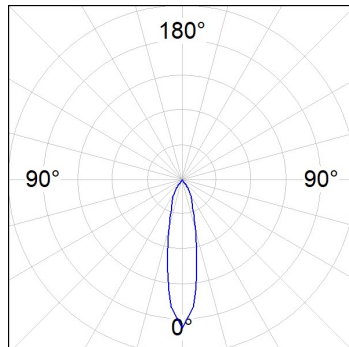
# STORBELL 80

ST18STLOMF940DBW

STORBELL 80 SUT 1500 NW MFL DALI BK/WH

**PHOTOMETRIC DATA :**

ST18STLOMF940NBW  
 $\eta = 100\%$   
 $I_{max} = 3404 \text{ cd/klm}$   
 UTE:  
 CIE: 100 100 100 100 100



**ACCESORIES :**

**Optical**



**Product code:**

HSHO50

**Description:**

HANCE 1000/2000 ACC. HONEYCOMB GRILLE



**Product code:**

S8BE161B

**Description:**

ACC. BELL STORMBELL 80 Ø161x150 BK



**Product code:**

S8BE161B1

**Description:**

ACC. BELL STORMBELL 80 Ø161x150 MA



**Product code:**

S8BE161W

**Description:**

ACC. BELL STORMBELL 80 Ø161x150 WH



**Product code:**

S8BE227B

**Description:**

ACC. BELL STORMBELL 80 Ø227x89 BK



**Product code:**

S8BE227B1

**Description:**

ACC. BELL STORMBELL 80 Ø227x89 MA



**Product code:**

S8BE227W

**Description:**

ACC. BELL STORMBELL 80 Ø227x89 WH




**Product code:**

S8BE363B

**Description:**

ACC. BELL STORMBELL 80 Ø363x60 BK



**Product code:**

S8BE363B1

**Description:**

ACC. BELL STORMBELL 80 Ø363x60 MA



**Product code:**

S8BE363CK

**Description:**

ACC. BELL STORMBELL 80 Ø363x60 CK

## STORMBELL 80



**Product code:**

S8BE363PT

**Description:**

ACC. BELL STORMBELL 80 Ø363x60 PT



**Product code:**

S8BE363W

**Description:**

ACC. BELL STORMBELL 80 Ø363x60 WH



**Product code:**

S8BE86B

**Description:**

ACC. BELL STORMBELL 80 Ø86x50 BK



**Product code:**

S8BE86B1

**Description:**

ACC. BELL STORMBELL 80 Ø86x50 MA



**Product code:**

S8BE86W

**Description:**

ACC. BELL STORMBELL 80 Ø86x50 WH