

**ST18STLOMF930NBW**



**STORMBELL 80 SUT 1500 WW MFL BK/WH**

**Description:**

Downlight to suspend on TRACK 220V rail model STORMBELLMBELL 80 SUT 1500 WW MFL BK/WH LAMP brand. Body made of injected aluminum with white/black/Materiality finish, and with black/opal polycarbonate ring, for decorative lighting effect and possibility of accessory color filter, depending on his model. COB LED 3000K color temperature and CRI90. Aluminium reflector MEDIUM FLOOD, UGR<19. Luminaire with ceiling rose and electronic equipment included. Insulation class II. LED life time: 50000 L90 B10. Compatible with 4 different models of hoods (accessories) that complete the luminaire.

**Finish:** Texturised white RAL 9010

**Weight:** 800 g

**Installation:** Suspended

**TECHNICAL SPECIFICATIONS:**

<b>Light output:</b>	1.369 lm	<b>°K :</b>	3000
<b>Plum:</b>	14,7W	<b>CRI :</b>	90
<b>Efficacy:</b>	93,1 lm/w	<b>R9 :</b>	60
<b>UGR:</b>	<19	<b>MacAdam:</b>	3
<b>Type:</b>	COB	<b>Power Supply:</b>	220-240V 50/60Hz
<b>LED Lifetime:</b>	50.000 L90 B10 (Ta=25°C)	<b>Gear:</b>	Electronic
<b>Power:</b>	12.2W		

*Light output tolerance +/- 10%*



**CUSTOM MADE OPTIONS:**



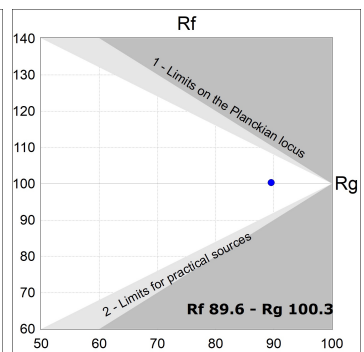
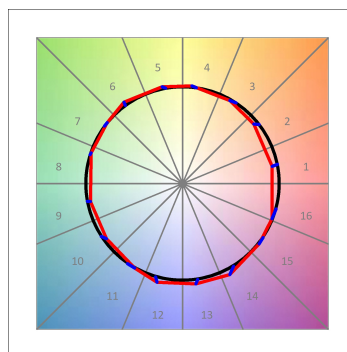
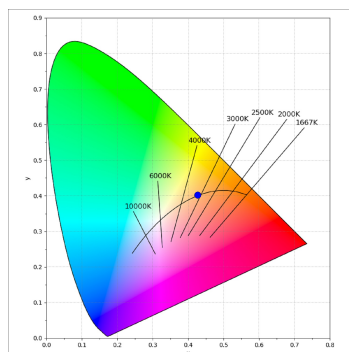
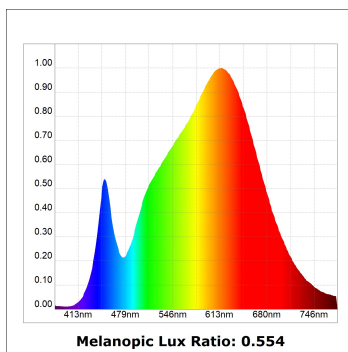
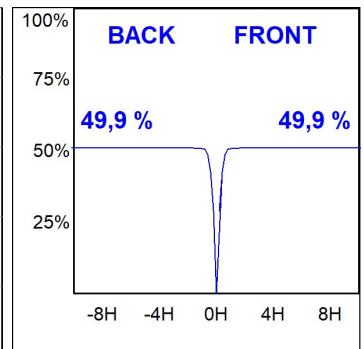
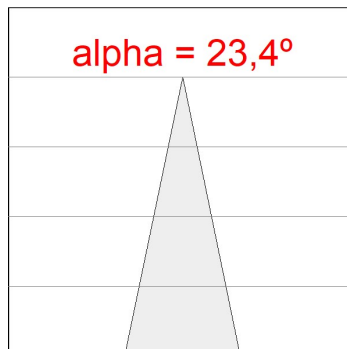
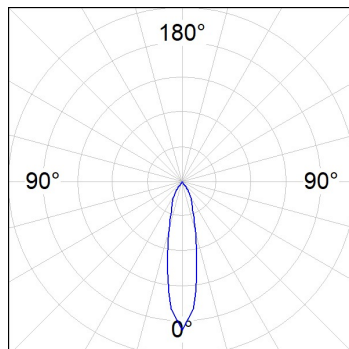
# STORMBELL 80

ST18STLOMF930NBW

STORMBELL 80 SUT 1500 WW MFL BK/WH

**PHOTOMETRIC DATA :**

ST18STLOMF930NBW  
 $\eta = 100\%$   
 $I_{max} = 3404 \text{ cd/klm}$   
 UTE:  
 CIE: 100 100 100 100 100



**ACCESORIES :**

**Optical**



**Product code:**

HSHO50

**Description:**

HANCE 1000/2000 ACC. HONEYCOMB GRILLE



**Product code:**

S8BE161B

**Description:**

ACC. BELL STORMBELL 80 Ø161x150 BK



**Product code:**

S8BE161B1

**Description:**

ACC. BELL STORMBELL 80 Ø161x150 MA



**Product code:**

S8BE161W

**Description:**

ACC. BELL STORMBELL 80 Ø161x150 WH



**Product code:**

S8BE227B

**Description:**

ACC. BELL STORMBELL 80 Ø227x89 BK



**Product code:**

S8BE227B1

**Description:**

ACC. BELL STORMBELL 80 Ø227x89 MA



**Product code:**

S8BE227W

**Description:**

ACC. BELL STORMBELL 80 Ø227x89 WH




**Product code:**

S8BE363B

**Description:**

ACC. BELL STORMBELL 80 Ø363x60 BK



**Product code:**

S8BE363B1

**Description:**

ACC. BELL STORMBELL 80 Ø363x60 MA



**Product code:**

S8BE363CK

**Description:**

ACC. BELL STORMBELL 80 Ø363x60 CK

## STORMBELL 80



**Product code:**

S8BE363PT

**Description:**

ACC. BELL STORMBELL 80 Ø363x60 PT



**Product code:**

S8BE363W

**Description:**

ACC. BELL STORMBELL 80 Ø363x60 WH



**Product code:**

S8BE86B

**Description:**

ACC. BELL STORMBELL 80 Ø86x50 BK



**Product code:**

S8BE86B1

**Description:**

ACC. BELL STORMBELL 80 Ø86x50 MA



**Product code:**

S8BE86W

**Description:**

ACC. BELL STORMBELL 80 Ø86x50 WH