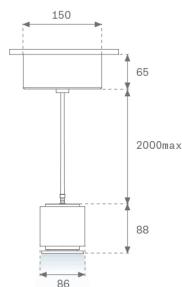


**ST18SSLLOWFWB4DOPW**



**STORMBELL 80 DECO SU SF 1500 WB WF D O/W**

**Description:**

Downlight to suspend model STORMBELL 80 DECO SU SF 1500 WBN WFL DA OP/WH LAMP brand. Body made of injected aluminum with white/black/Materiality finish, and with black/opal polycarbonate ring, for decorative lighting effect and possibility of accessory color filter, depending on his model. COB LED 4000 WB color temperature and CRI97. Aluminium reflector WIDE FLOOD. Luminaire with ceiling rose and electronic DALI equipment included. Insulation class I. LED life time: 50000 L80 B10. Compatible with 4 different models of bells (accessories) that complete the luminaire.

**Finish:** Texturised white RAL 9010

**Weight:** 800 g

**Installation:** Suspended

**TECHNICAL SPECIFICATIONS:**

<b>Light output:</b>	1.153 lm	<b>°K :</b>	4000 WB
<b>Plum:</b>	14,4W	<b>CRI :</b>	97
<b>Efficacy:</b>	80 lm/w	<b>R9 :</b>	91
<b>Type:</b>	COB SEOUL	<b>MacAdam:</b>	3
<b>LED Lifetime:</b>	50.000 L80 B10 (Ta=25°C)	<b>Power Supply:</b>	220-240V 50/60Hz
<b>Power:</b>	12.5W	<b>Gear:</b>	Adjustable DALI

*Light output tolerance +/- 10%*



**CUSTOM MADE OPTIONS:**


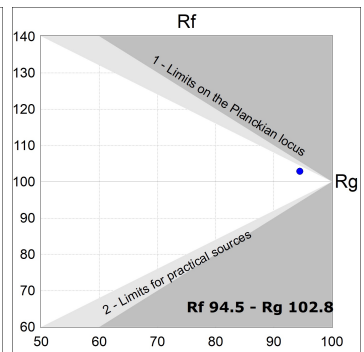
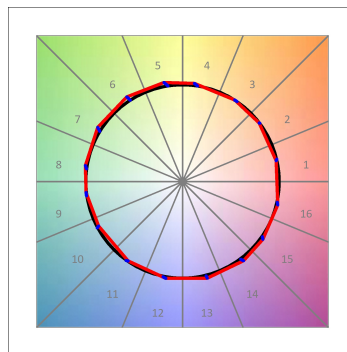
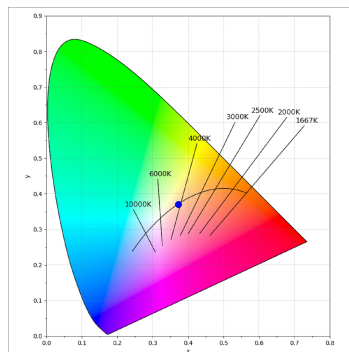
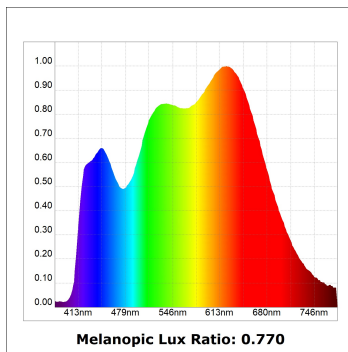
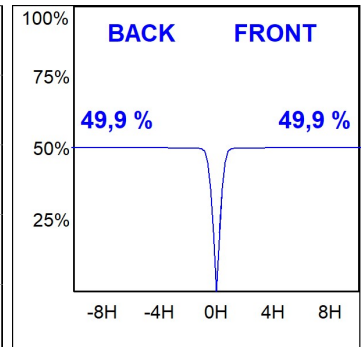
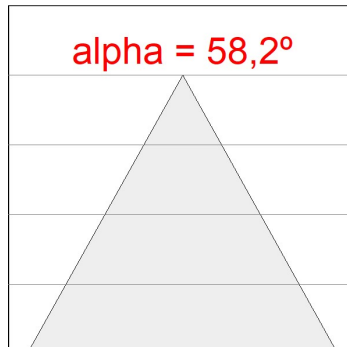
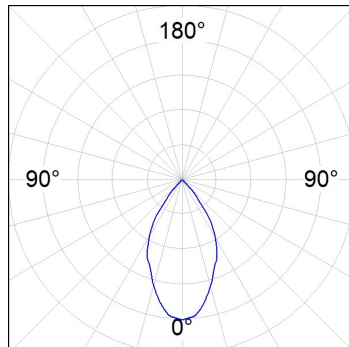


ST18SSLOWFWB4DOPW

STORMBELL 80 DECO SU SF 1500 WB WF D O/W

PHOTOMETRIC DATA :

ST18SSLOWFWB4DOPW  
 $\eta = 100\%$   
 $I_{max} = 1205 \text{ cd/klm}$   
 UTE: 1,00A  
 CIE: 96 100 100 100 100

**ACCESORIES :**

**Optical**



**Product code:**

HSHO50

**Description:**

HANCE 1000/2000 ACC. HONEYCOMB GRILLE



**Product code:**

S8BE227B

**Description:**

ACC. BELL STORMBELL 80 Ø227x89 BK



**Product code:**

S8BE227B1

**Description:**

ACC. BELL STORMBELL 80 Ø227x89 MA



**Product code:**

S8BE227W

**Description:**

ACC. BELL STORMBELL 80 Ø227x89 WH



**Product code:**

S8BE363B

**Description:**

ACC. BELL STORMBELL 80 Ø363x60 BK



**Product code:**

S8BE363B1

**Description:**

ACC. BELL STORMBELL 80 Ø363x60 MA



**Product code:**

S8BE363CK

**Description:**

ACC. BELL STORMBELL 80 Ø363x60 CK



**Product code:**

S8BE363PT

**Description:**

ACC. BELL STORMBELL 80 Ø363x60 PT



**Product code:**

S8BE363W

**Description:**

ACC. BELL STORMBELL 80 Ø363x60 WH



**Product code:**

S8BE86B

**Description:**

ACC. BELL STORMBELL 80 Ø86x50 BK



**Product code:**

S8BE86B1

**Description:**

ACC. BELL STORMBELL 80 Ø86x50 MA



**Product code:**

S8BE86W

**Description:**

ACC. BELL STORMBELL 80 Ø86x50 WH