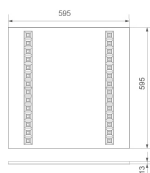


PT106040TE40940NW

**PLAT TECH G1 600X600 4000 IP40 940 WH****Description:**

LAMP recessed PLAT TECH luminaire. Accessories available for other installations. Made of matt white steel with a black polycarbonate tech reflector to control light distribution and reduce glare UGR<13. Model for MID-POWER LED, 4000K colour temperature and CRI 90. Control gear included. IP40 rating (non-LAMP recessed part) and IP20 rating (LAMP recessed part), IK07. Insulation class I. Photobiological safety group 0. Lifetime: 72.000h L80 B10. White finished.

**Dimensions:** 595 x 595 x 13 mm

**Installation:** Recessed
**TECHNICAL SPECIFICATIONS:**

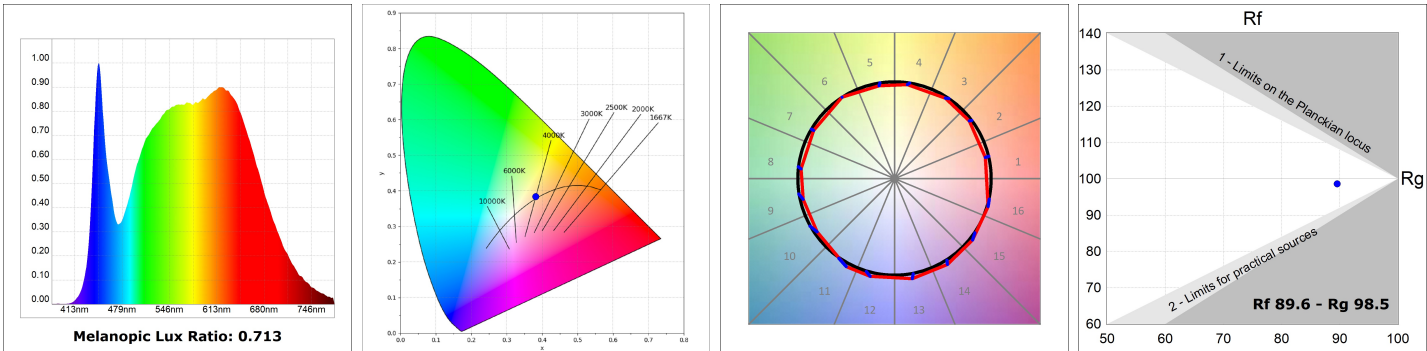
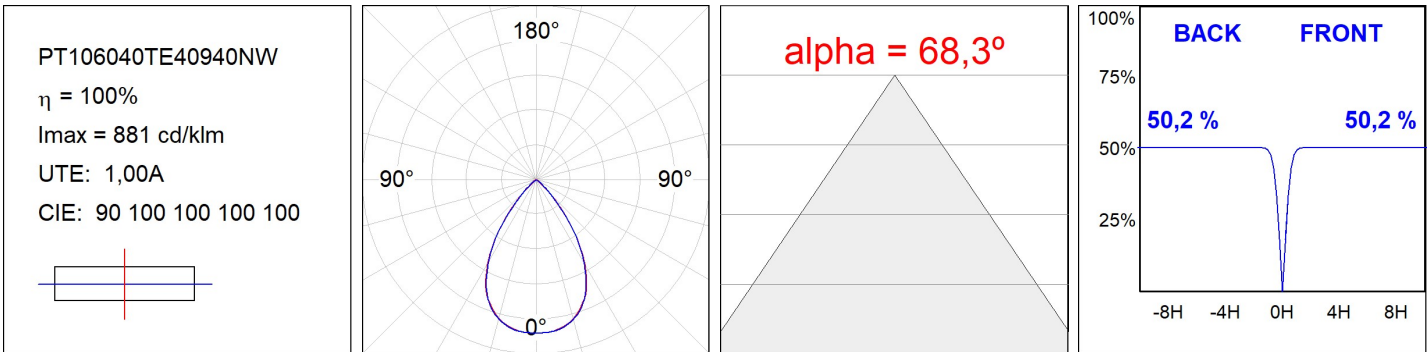
<b>Light output:</b>	3.413 lm	<b>°K :</b>	4000
<b>Plum:</b>	30,9W	<b>CRI :</b>	90
<b>Efficacy:</b>	110,5 lm/w	<b>R9 :</b>	71
<b>UGR:</b>	<13	<b>MacAdam:</b>	3
<b>Type:</b>	MID POWER LED	<b>Power Supply:</b>	220-240V 50/60Hz
<b>LED Lifetime:</b>	72.000 L80 B10 (Ta=25°C)	<b>Gear:</b>	Electronic
<b>Power:</b>	27W		

*Light output tolerance +/- 10%*
**CUSTOM MADE OPTIONS:**

PT106040TE40940NW

PLAT TECH G1 600X600 4000 IP40 940 WH

**PHOTOMETRIC DATA :**



---

**ACCESORIES :**

**Assembly**



**Product code:**

PLREFR060

**Description:**

PLAT ACC. FRAME REC 600X600MM WH.



**Product code:**

PLSFFR060

**Description:**

PLAT ACC. FRAME SUR 600X600MM WH.

---

**ACCESORIES :**

**Suspension**



**Product code:**

PLSUW11500

**Description:**

PLAT G3 ACC. SUSP KIT