

TECHNICAL DATA ON REVIEW

MA1WMIN830NGW



MAUI G2 INDIR 650 WW WH/GR.

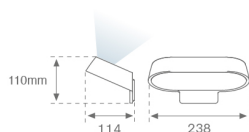
Description:

Indirect wall washer model MAUI G2 INDIR 650 WW WH/GR., LAMP brand. Made of textured white injected aluminium with polycarbonate diffusers that provide a uniform light and texturised warm grey decorative cover. Model for LED MID-POWER with warm white colour temperature and control gear included. Insulation class II.

Finish: Texturised white RAL 9010

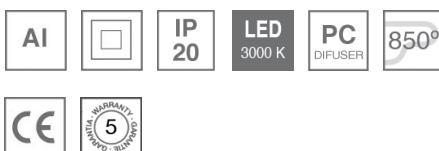
Weight: 1.000 g

IEE : A++

Installation: Wall mounted


TECHNICAL SPECIFICATIONS:

Light output:	610 lm	°K :	3000
Plum:	8.2W	CRI :	80
Efficacy:	74,4 lm/w	MacAdam:	3
Type:	MID POWER TRIDONIC	Alimentación:	220-240V 50/60Hz
LED Lifetime:	60.000 L80 B10	Gear:	Electronic
Power:	6W		



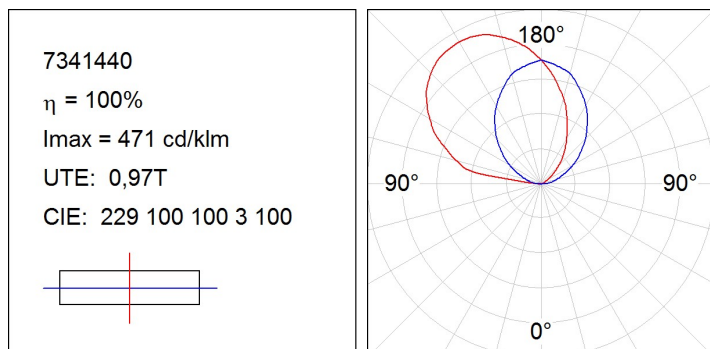
CUSTOM MADE OPTIONS:

TECHNICAL DATA ON REVIEW

MA1WMIN830NGW

MAUI G2 INDIR 650 WW WH/GR.

PHOTOMETRIC DATA :



TECHNICAL DATA ON REVIEW

