


LAMPTUB 60 SURFACE TRACK

L61TK168LOOP927D3



- LTUB60 TRACK 220 1680 2500 VWW OP DA WE

Description:

Lamptub 60 model from LAMP to be installed on a surface-mounted rail. Made of recycled aluminium extrusion with circular section of 60mm and length of 1680mm, with opal polycarbonate diffuser. Model for MID-POWER LED, with colour temperature 2700K with CRI90. Built-in electronic DALI control gear. With IP20, IK07 degree of protection. Insulation class II. Group 0 photobiological safety. Lifetime: 72.000h L80 B10. Compatible with Lamp Nomadic system. Available finishes: White (RAL 9010), Black (RAL 9011), Wellbeing and BeSocial palette.

Finish: Palette WELLBEING - 3 TEXTURED

Dimensions: 1.687 x 67 x 112 mm

Weight: 3.780 g



Installation: 3-Circuit track

TECHNICAL SPECIFICATIONS:

Light output:	1.433 lm	°K :	2700
Plum:	16,9W	CRI :	90
Efficacy:	84,8 lm/w	R9 :	57
Type:	MID POWER LED	MacAdam:	3
LED Lifetime:	50.000 L90 B10 (Ta=25°C)	Power Supply:	220-240V 50/60Hz
Power:	14.9W	Gear:	Adjustable DALI

Light output tolerance +/- 10%



CUSTOM MADE OPTIONS:

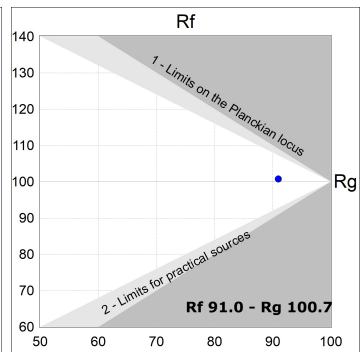
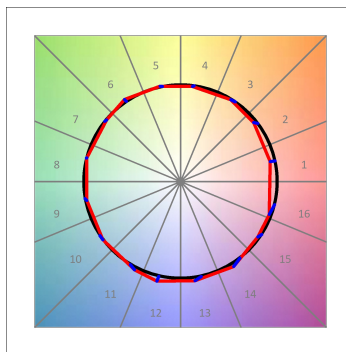
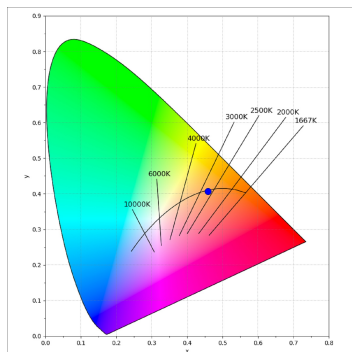
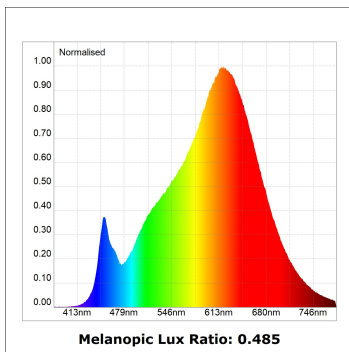
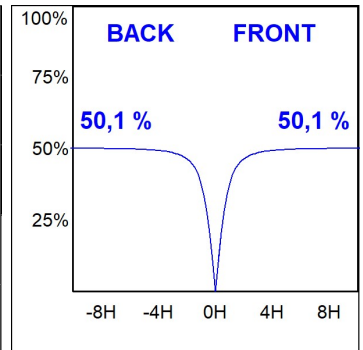
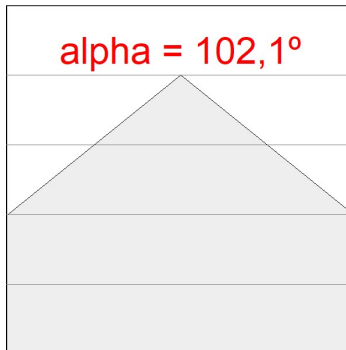


L61TK168LOOP927D3

LTUB60 TRACK 220 1680 2500 VWW OP DA WE

PHOTOMETRIC DATA :

L61TK168LOOP927N3
 $\eta = 100\%$
 $I_{max} = 390 \text{ cd/klm}$
 UTE: 1,00E + 0,00T
 CIE: 50 81 97 100 100



ACCESORIES :

Assembly



Product code:
L6SUECB

Description:
LTUB60 ACC. SUR END COVER BK.



Product code:
L6SUECW

Description:
LTUB60 ACC. SUR END COVER WH.



Product code:
L6SUECW3

Description:
LTUB60 ACC. SUR END COVER WE.



Product code:
L6SUECW4

Description:
LTUB60 ACC. SUR END COVER BS.