

LAMPTUB 60 SURFACE TRACK

L61TK112MOTE930NB

- LTUB60 TK 220 1120 2960 9WW TECH BK



Description:

""""""Luminaire to be installed on a surface-mounted rail, model LAMPTUB 60 TECH by LAMP. Made of 80% recycled aluminium extrusion, with circular section of 60mm and length 1120 mm, with matt black reflector ULTRA COMFORT and optics for light distribution control and low glare UGR<16. Model for MID-POWER LED, with colour temperature 3000K and CRI90. Built-in electronic wiring. With IP20, IK07 degree of protection. Insulation class II. Photobiological safety group 0. Lifetime:50000 L90 B10 Available finishes: White (RAL 9010), Black (RAL 9011), Wellbeing and BeSocial palette. Compatible with Lamp Nomadic system. "" "

Finish: Matte black RAL 9011

Dimensions: 1.120 x 67 x 80 mm



Installation: Suspended

TECHNICAL SPECIFICATIONS:

Light output:	1.680 lm	°K :	3000
Plum:	17,8W	CRI :	90
Efficacy:	94,4 lm/w	R9 :	61
UGR:	<16	MacAdam:	3
Type:	MID POWER LED	Power Supply:	220-240V 50/60Hz
LED Lifetime:	50.000 L90 B10 (Ta=25°C)	Gear:	Electronic
Power:	14W		

Light output tolerance +/- 10%

CUSTOM MADE OPTIONS:



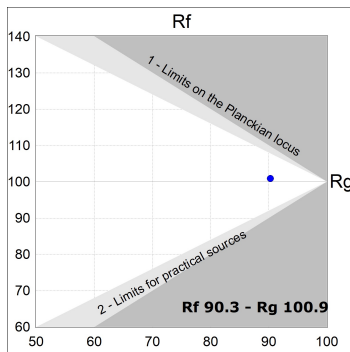
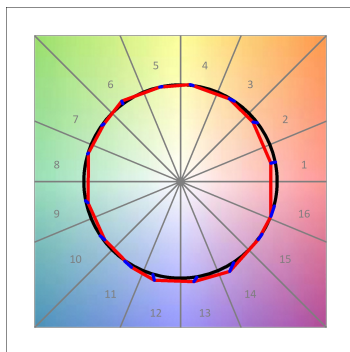
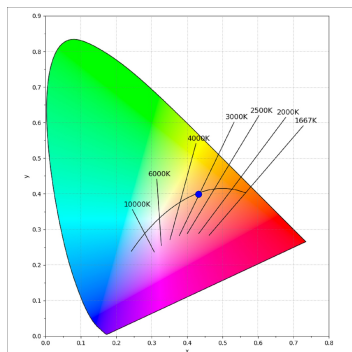
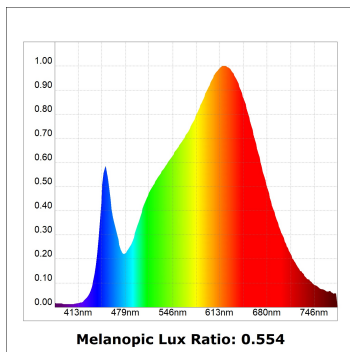
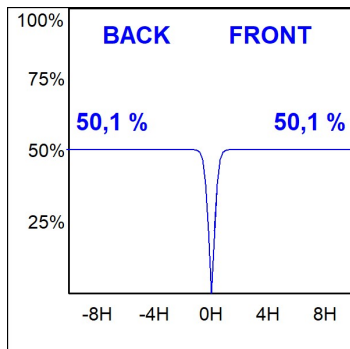
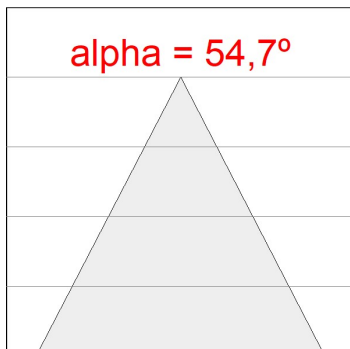
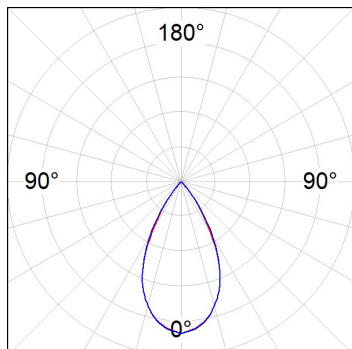
LAMPTUB 60 SURFACE TRACK

L61TK112MOTE930NB

LTUB60 TK 220 1120 2960 9WW TECH BK

PHOTOMETRIC DATA :

L61TK112MOTE930NB
 $\eta = 100\%$
 $I_{max} = 1305 \text{ cd/klm}$
 UTE:
 CIE: 98 100 100 100 100



ACCESORIES :

Assembly



Product code:

L6SUECB

Description:

LTUB60 ACC. SUR END COVER BK.



Product code:

L6SUECW

Description:

LTUB60 ACC. SUR END COVER WH.



Product code:

L6SUECW3

Description:

LTUB60 ACC. SUR END COVER WE.



Product code:

L6SUECW4

Description:

LTUB60 ACC. SUR END COVER BS.