

LAMPTUB 60 SURFACE TRACK

L61TK112MOOC930N3



- LTUB60 TRACK 220 1120 3300 WW COMF WE

Description:

Lamptub 60 model from LAMP to be installed on a surface-mounted rail. Made of recycled aluminium extrusion with circular section of 60mm and length of 1120mm, an opal comfort diffuser made of a translucent polycarbonate diffuser and an optical film to achieve a controlled light distribution and low UGR<19. Model for MID-POWER LED, with colour temperature 3000K with CRI90. Built-in electronic ON/OFF control gear. With IP20, IK07 degree of protection. Insulation class II. Group 0 photobiological safety. Lifetime: 72.000h L80 B10. Compatible with Lamp Nomadic system. Available finishes: White (RAL 9010), Black (RAL 9011), Wellbeing and BeSocial palette.

Finish: Palette WELLBEING - 3 TEXTURED

Dimensions: 1.127 x 67 x 112 mm

Weight: 2.580 g



Installation: 3-Circuit track

TECHNICAL SPECIFICATIONS:

| | | | |
|----------------------|--------------------------|----------------------|------------------|
| Light output: | 1.906 lm | °K : | 3000 |
| Plum: | 24,6W | CRI : | 90 |
| Efficacy: | 77,5 lm/w | R9 : | 64 |
| UGR: | <19 | MacAdam: | 3 |
| Type: | MID POWER LED | Power Supply: | 220-240V 50/60Hz |
| LED Lifetime: | 50.000 L90 B10 (Ta=25°C) | Gear: | Electronic |
| Power: | 21.6W | | |

Light output tolerance +/- 10%



CUSTOM MADE OPTIONS:


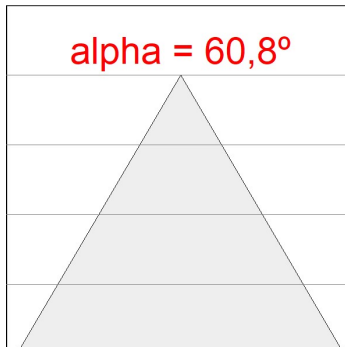
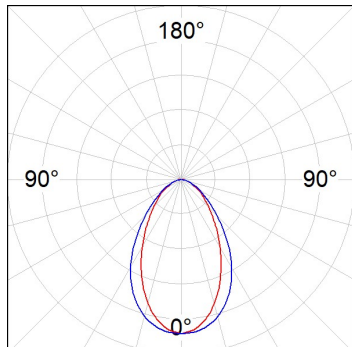


L61TK112MOOC930N3

LTUB60 TRACK 220 1120 3300 WW COMF WE

PHOTOMETRIC DATA :

L61TK112MOOC930N3
 $\eta = 100\%$
 $I_{max} = 663 \text{ cd/klm}$
 UTE: 1,00C
 CIE: 66 90 99 100 100

ACCESORIES :

Assembly



Product code:

L6SUECB

Description:

LTUB60 ACC. SUR END COVER BK.



Product code:

L6SUECW

Description:

LTUB60 ACC. SUR END COVER WH.



Product code:

L6SUECW3

Description:

LTUB60 ACC. SUR END COVER WE.



Product code:

L6SUECW4

Description:

LTUB60 ACC. SUR END COVER BS.