

LAMPTUB 60 SURFACE TRACK

L61TK112MOOC927N3



LTUB60 TRACK 220 1120 3200 VWW COMF WE

Description:

Lamptub 60 model from LAMP to be installed on a surface-mounted rail. Made of recycled aluminium extrusion with circular section of 60mm and length of 1120mm, an opal comfort diffuser made of a translucent polycarbonate diffuser and an optical film to achieve a controlled light distribution and low UGR<19. Model for MID-POWER LED, with colour temperature 2700K with CRI90. Built-in electronic ON/OFF control gear. With IP20, IK07 degree of protection. Insulation class II. Group 0 photobiological safety. Lifetime: 72.000h L80 B10. Compatible with Lamp Nomadic system. Available finishes: White (RAL 9010), Black (RAL 9011), Wellbeing and BeSocial palette.

Finish: Palette WELLBEING - 3 TEXTURED

Dimensions: 1.127 x 67 x 112 mm

Weight: 2.580 g



Installation: 3-Circuit track

TECHNICAL SPECIFICATIONS:

Light output:	1.812 lm	°K :	2700
Plum:	24,6W	CRI :	90
Efficacy:	73,6 lm/w	R9 :	57
UGR:	<19	MacAdam:	3
Type:	MID POWER LED	Power Supply:	220-240V 50/60Hz
LED Lifetime:	50.000 L90 B10 (Ta=25°C)	Gear:	Electronic
Power:	21.6W		

Light output tolerance +/- 10%



CUSTOM MADE OPTIONS:



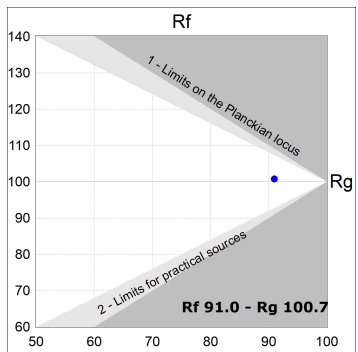
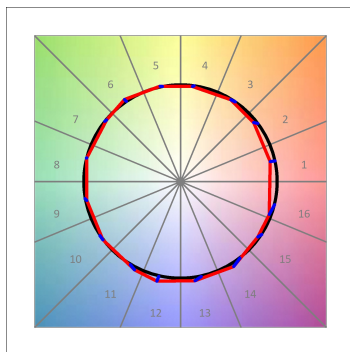
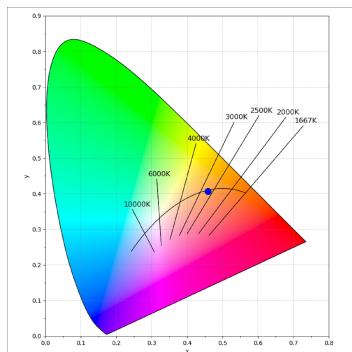
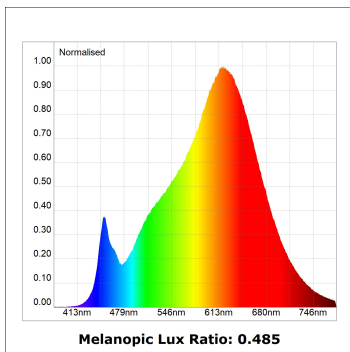
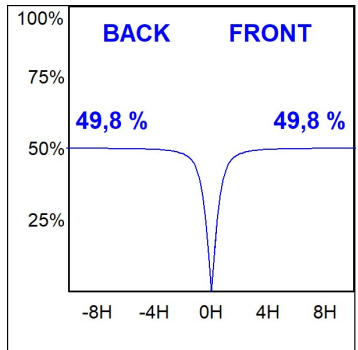
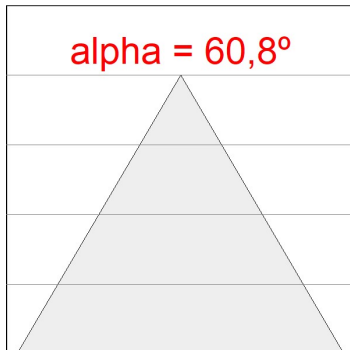
LAMPTUB 60 SURFACE TRACK

L61TK112MOOC927N3

LTUB60 TRACK 220 1120 3200 VWW COMF WE

PHOTOMETRIC DATA :

L61TK112MOOC927N3
 $\eta = 100\%$
 $I_{max} = 663 \text{ cd/klm}$
 UTE: 1,00C
 CIE: 66 90 99 100 100



ACCESORIES :

Assembly



Product code:

L6SUECB

Description:

LTUB60 ACC. SUR END COVER BK.



Product code:

L6SUECW

Description:

LTUB60 ACC. SUR END COVER WH.



Product code:

L6SUECW3

Description:

LTUB60 ACC. SUR END COVER WE.



Product code:

L6SUECW4

Description:

LTUB60 ACC. SUR END COVER BS.