

LAMP TUB 60 SURFACE TRACK

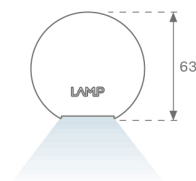
L61TK112LOOP930DB



LTUB60 TRACK 220 1120 1700 WW OPAL DA BK

Description:

Lamptub 60 model from LAMP to be installed on a surface-mounted rail. Made of recycled aluminium extrusion with circular section of 60mm and length of 1120mm, with opal polycarbonate diffuser. Model for MID-POWER LED, with colour temperature 3000K with CRI90. Built-in electronic DALI control gear. With IP20, IK07 degree of protection. Insulation class II. Group 0 photobiological safety. Lifetime: 72.000h L80 B10. Compatible with Lamp Nomadic system. Available finishes: White (RAL 9010), Black (RAL 9011), Wellbeing and BeSocial palette.

Finish: Matte black RAL 9011**Dimensions:** 1.127 x 67 x 112 mm**Weight:** 2.610 g**Installation:** Suspended**TECHNICAL SPECIFICATIONS:**

| | | | |
|----------------------|--------------------------|----------------------|------------------|
| Light output: | 1.005 lm | °K : | 3000 |
| Plum: | 12,5W | CRI : | 90 |
| Efficacy: | 80,4 lm/w | R9 : | 64 |
| Type: | MID POWER LED | MacAdam: | 3 |
| LED Lifetime: | 50.000 L90 B10 (Ta=25°C) | Power Supply: | 220-240V 50/60Hz |
| Power: | 10.6W | Gear: | Adjustable DALI |

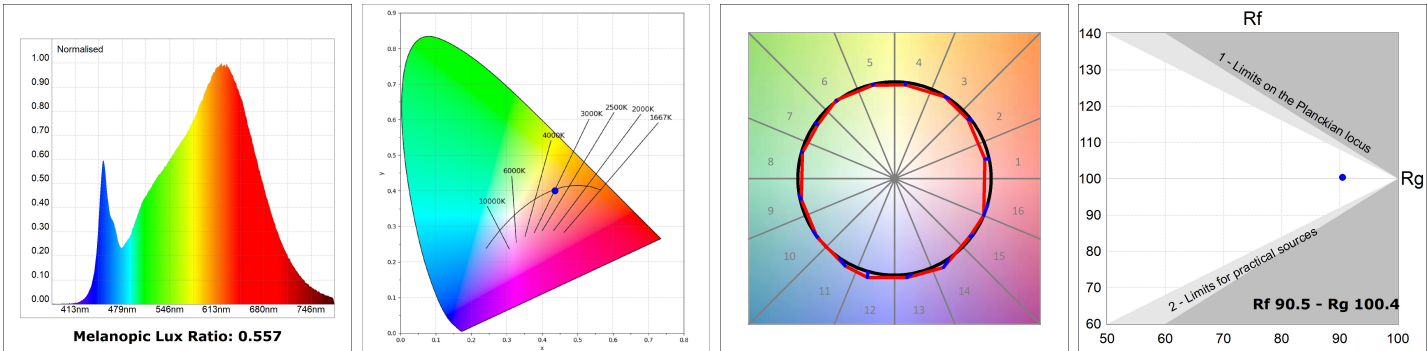
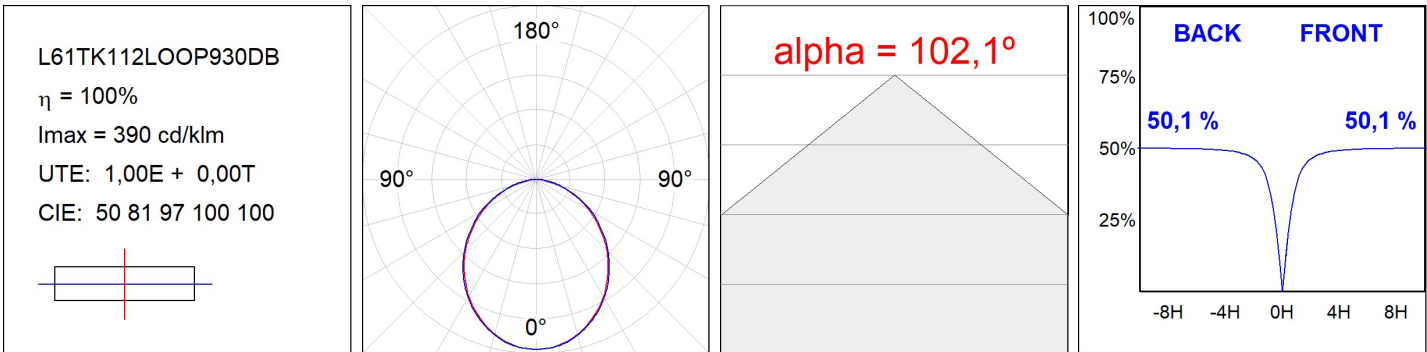
Light output tolerance +/- 10%**CUSTOM MADE OPTIONS:**

LAMPTUB 60 SURFACE TRACK

L61TK112LOOP930DB

LTUB60 TRACK 220 1120 1700 WW OPAL DA BK

PHOTOMETRIC DATA :



ACCESORIES :

Assembly



Product code:
L6SUECB

Description:
LTUB60 ACC. SUR END COVER BK.



Product code:
L6SUECW

Description:
LTUB60 ACC. SUR END COVER WH.



Product code:
L6SUECW3

Description:
LTUB60 ACC. SUR END COVER WE.



Product code:
L6SUECW4

Description:
LTUB60 ACC. SUR END COVER BS.