

LAMPTUB 60 SURFACE TRACK

L61TK112LOOP927NW



- LTUB60 TRACK 220 1120 1700 VWW OPAL WH

Description:

Lamptub 60 model from LAMP to be installed on a surface-mounted rail. Made of recycled aluminium extrusion with circular section of 60mm and length of 1120mm, with opal polycarbonate diffuser. Model for MID-POWER LED, with colour temperature 2700K with CRI90. Built-in electronic ON/OFF control gear. With IP20, IK07 degree of protection. Insulation class II. Group 0 photobiological safety. Lifetime: 72.000h L80 B10. Compatible with Lamp Nomadic system. Available finishes: White (RAL 9010), Black (RAL 9011), Wellbeing and BeSocial palette.

Finish: Matte white RAL 9010

Dimensions: 1.127 x 67 x 112 mm

Weight: 2.580 g



Installation: 3-Circuit track

TECHNICAL SPECIFICATIONS:

| | | | |
|----------------------|--------------------------|----------------------|------------------|
| Light output: | 955 lm | °K : | 2700 |
| Plum: | 12,5W | CRI : | 90 |
| Efficacy: | 76,4 lm/w | R9 : | 57 |
| Type: | MID POWER LED | MacAdam: | 3 |
| LED Lifetime: | 50.000 L90 B10 (Ta=25°C) | Power Supply: | 220-240V 50/60Hz |
| Power: | 10.6W | Gear: | Electronic |

Light output tolerance +/- 10%



CUSTOM MADE OPTIONS:

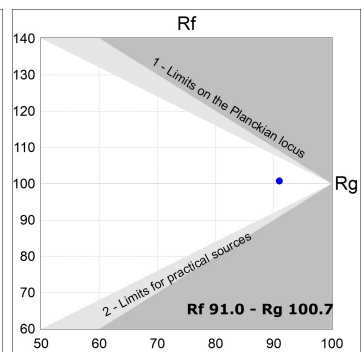
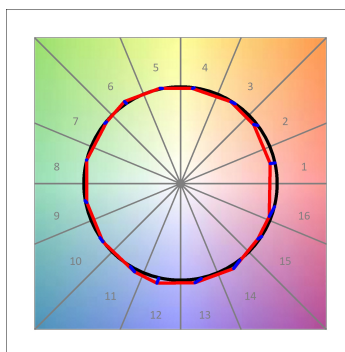
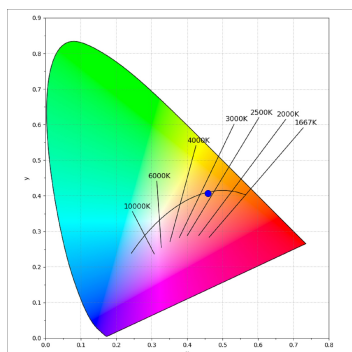
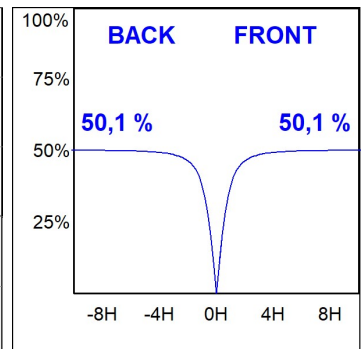
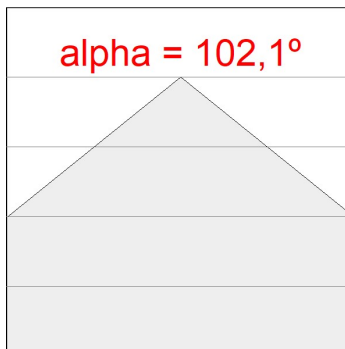


L61TK112LOOP927NW

LTUB60 TRACK 220 1120 1700 VWW OPAL WH

PHOTOMETRIC DATA :

L61TK112LOOP927NW
 $\eta = 100\%$
 $I_{max} = 390 \text{ cd/klm}$
 UTE: 1,00E + 0,00T
 CIE: 50 81 97 100 100



ACCESORIES :

Assembly



Product code:

L6SUECB

Description:

LTUB60 ACC. SUR END COVER BK.



Product code:

L6SUECW

Description:

LTUB60 ACC. SUR END COVER WH.



Product code:

L6SUECW3

Description:

LTUB60 ACC. SUR END COVER WE.



Product code:

L6SUECW4

Description:

LTUB60 ACC. SUR END COVER BS.