

LAMPTUB 60 SURFACE TRACK

L61TK084MOOP927DW



- LTUB60 TKACK 220 840 2400 VWW OP DA WH

Description:

Lamptub 60 model from LAMP to be installed on a surface-mounted rail. Made of recycled aluminium extrusion with circular section of 60mm and length of 840mm, with opal polycarbonate diffuser. Model for MID-POWER LED, with colour temperature 2700K with CRI90. Built-in electronic DALI control gear. With IP20, IK07 degree of protection. Insulation class II. Group 0 photobiological safety. Lifetime: 72.000h L80 B10. Compatible with Lamp Nomadic system. Available finishes: White (RAL 9010), Black (RAL 9011), Wellbeing and BeSocial palette.

Finish: Matte white RAL 9010

Dimensions: 847 x 67 x 112 mm

Weight: 2.030 g



Installation: 3-Circuit track

TECHNICAL SPECIFICATIONS:

Light output:	1.468 lm	°K :	2700
Plum:	17,4W	CRI :	90
Efficacy:	84,4 lm/w	R9 :	57
Type:	MID POWER LED	MacAdam:	3
LED Lifetime:	50.000 L90 B10 (Ta=25°C)	Power Supply:	220-240V 50/60Hz
Power:	15.1W	Gear:	Adjustable DALI

Light output tolerance +/- 10%



CUSTOM MADE OPTIONS:

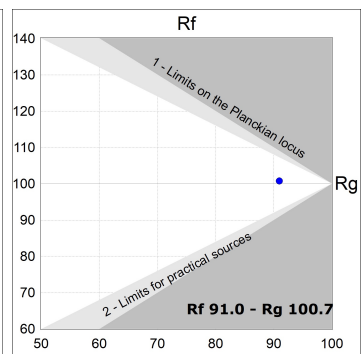
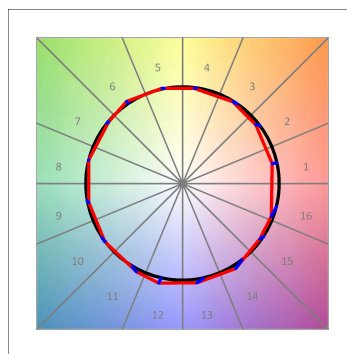
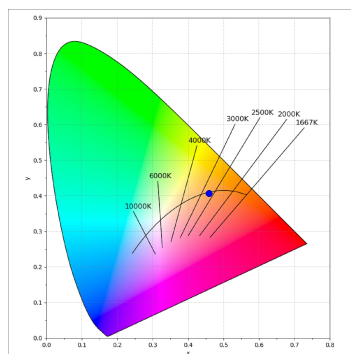
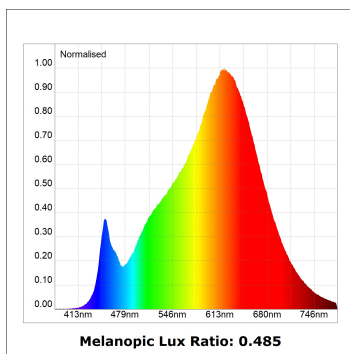


L61TK084MOOP927DW

LTUB60 TKACK 220 840 2400 VWW OP DA WH

PHOTOMETRIC DATA :

L61TK084MOOP927NW
 $\eta = 100\%$
 $I_{max} = 390 \text{ cd/klm}$
 UTE: 1,00E + 0,00T
 CIE: 50 81 97 100 100



ACCESORIES :

Assembly



Product code:
L6SUECB

Description:
LTUB60 ACC. SUR END COVER BK.



Product code:
L6SUECW

Description:
LTUB60 ACC. SUR END COVER WH.



Product code:
L6SUECW3

Description:
LTUB60 ACC. SUR END COVER WE.



Product code:
L6SUECW4

Description:
LTUB60 ACC. SUR END COVER BS.