

# LAMPTUB 60 SURFACE TRACK

L61TK084MOOC927DB

- LTUB60 TK 220 840 2400 VWW COMF DA BK



**Description:**

Lamptub 60 model from LAMP to be installed on a surface-mounted rail. Made of recycled aluminium extrusion with circular section of 60mm and length of 840mm, an opal comfort diffuser made of a translucent polycarbonate diffuser and an optical film to achieve a controlled light distribution and low UGR<19. Model for MID-POWER LED, with colour temperature 2700K with CRI90. Built-in electronic DALI control gear. With IP20, IK07 degree of protection. Insulation class II. Group 0 photobiological safety. Lifetime: 72.000h L80 B10. Compatible with Lamp Nomadic system. Available finishes: White (RAL 9010), Black (RAL 9011), Wellbeing and BeSocial palette.

**Finish:** Matte black RAL 9011

**Dimensions:** 847 x 67 x 112 mm

**Weight:** 2.030 g



**Installation:** 3-Circuit track

**TECHNICAL SPECIFICATIONS:**

<b>Light output:</b>	1.359 lm	<b>°K :</b>	2700
<b>Plum:</b>	17,4W	<b>CRI :</b>	90
<b>Efficacy:</b>	78,1 lm/w	<b>R9 :</b>	57
<b>UGR:</b>	<19	<b>MacAdam:</b>	3
<b>Type:</b>	MID POWER LED	<b>Power Supply:</b>	220-240V 50/60Hz
<b>LED Lifetime:</b>	50.000 L90 B10 (Ta=25°C)	<b>Gear:</b>	Adjustable DALI
<b>Power:</b>	15.1W		

*Light output tolerance +/- 10%*



**CUSTOM MADE OPTIONS:**



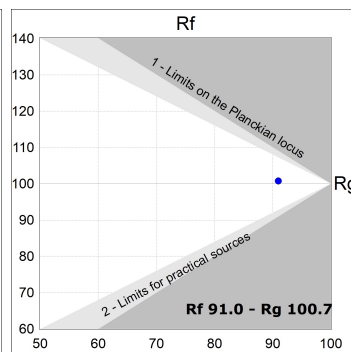
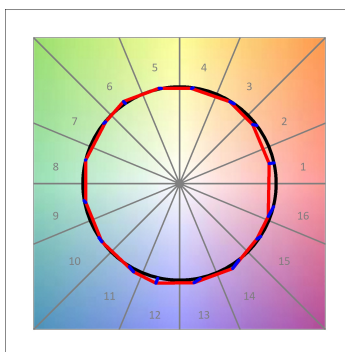
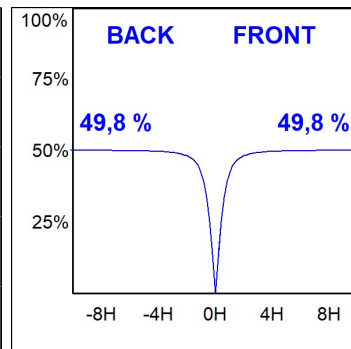
# LAMPTUB 60 SURFACE TRACK

L61TK084MOOC927DB

LTUB60 TK 220 840 2400 VWW COMF DA BK

**PHOTOMETRIC DATA :**

L61TK084MOOC927NB  
 $\eta = 100\%$   
 $I_{max} = 663 \text{ cd/klm}$   
 UTE: 1,00C  
 CIE: 66 90 99 100 100



ACCESORIES :

Assembly



**Product code:**

L6SUECB

**Description:**

LTUB60 ACC. SUR END COVER BK.



**Product code:**

L6SUECW

**Description:**

LTUB60 ACC. SUR END COVER WH.



**Product code:**

L6SUECW3

**Description:**

LTUB60 ACC. SUR END COVER WE.



**Product code:**

L6SUECW4

**Description:**

LTUB60 ACC. SUR END COVER BS.