

LAMP TUB 60 SURFACE TRACK

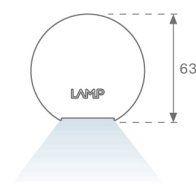
L61TK084LOOP940NB



LTUB60 TRACK 220 840 1300 NW OPAL BK

Description:

Lamptub 60 model from LAMP to be installed on a surface-mounted rail. Made of recycled aluminium extrusion with circular section of 60mm and length of 840mm, with opal polycarbonate diffuser. Model for MID-POWER LED, with colour temperature 4000K with CRI90. Built-in electronic ON/OFF control gear. With IP20, IK07 degree of protection. Insulation class II. Group 0 photobiological safety. Lifetime: 72.000h L80 B10. Compatible with Lamp Nomadic system. Available finishes: White (RAL 9010), Black (RAL 9011), Wellbeing and BeSocial palette.

Finish: Matte black RAL 9011**Dimensions:** 847 x 67 x 112 mm**Weight:** 2.030 g**Installation:** Suspended**TECHNICAL SPECIFICATIONS:**

| | | | |
|----------------------|--------------------------|----------------------|------------------|
| Light output: | 778 lm | °K : | 4000 |
| Plum: | 10W | CRI : | 90 |
| Efficacy: | 77,8 lm/w | R9 : | 70 |
| Type: | MID POWER LED | MacAdam: | 3 |
| LED Lifetime: | 50.000 L90 B10 (Ta=25°C) | Power Supply: | 220-240V 50/60Hz |
| Power: | 8.5W | Gear: | Electronic |

Light output tolerance +/- 10%**CUSTOM MADE OPTIONS:**

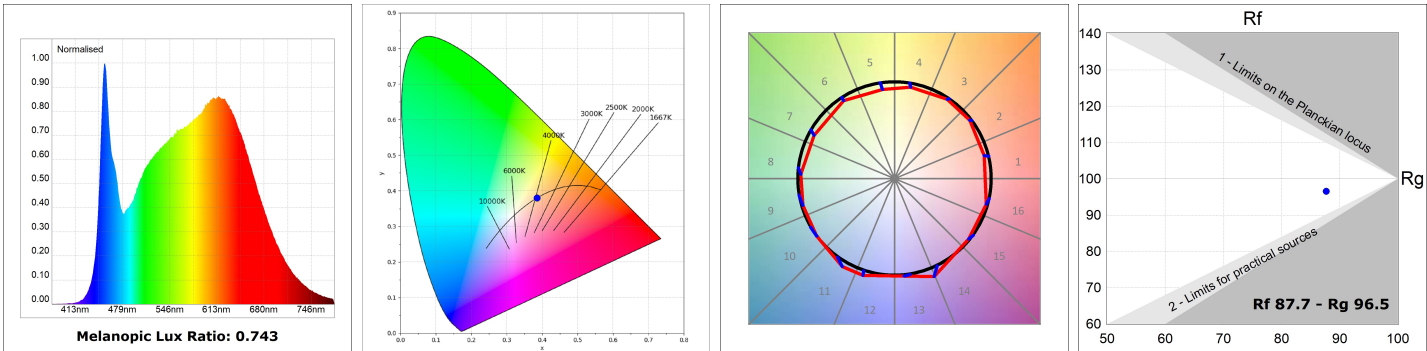
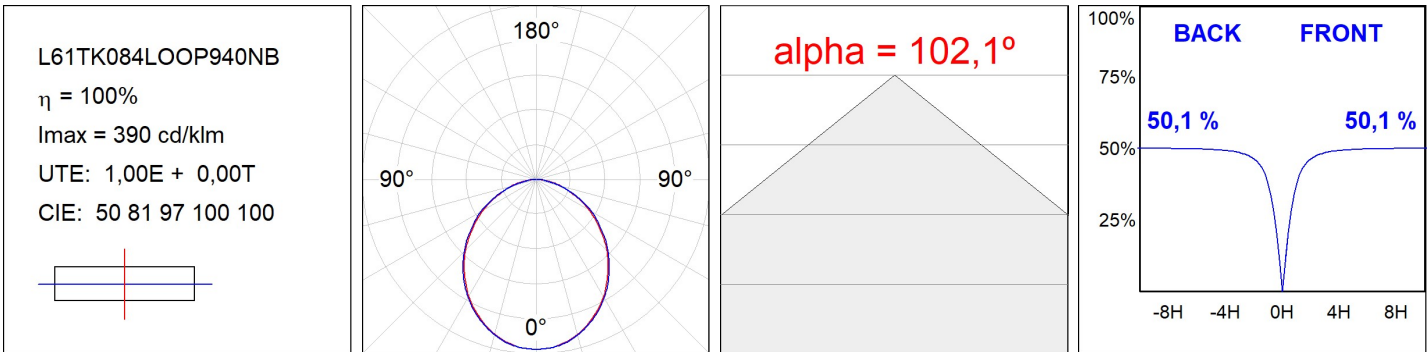
LAMPTUB 60 SURFACE TRACK



L61TK084LOOP940NB

LTUB60 TRACK 220 840 1300 NW OPAL BK

PHOTOMETRIC DATA :



ACCESORIES :

Assembly



Product code:
L6SUECB

Description:
LTUB60 ACC. SUR END COVER BK.



Product code:
L6SUECW

Description:
LTUB60 ACC. SUR END COVER WH.



Product code:
L6SUECW3

Description:
LTUB60 ACC. SUR END COVER WE.



Product code:
L6SUECW4

Description:
LTUB60 ACC. SUR END COVER BS.