

LAMPTUB 60 SUSPENDED TRACK

L61ST168MOOC940NW

- LTUB60 SUT 1680 5200 NW COMF WH



Description:

Lamptub 60 model from LAMP to be installed on a suspended rail. Made of recycled aluminium extrusion with circular section of 60mm and length of 1680mm, an opal comfort diffuser made of a translucent polycarbonate diffuser and an optical film to achieve a controlled light distribution and low UGR<19. Model for MID-POWER LED, with colour temperature 4000K with CRI90. Built-in electronic ON/OFF control gear. With IP20, IK07 degree of protection. Insulation class II. Group 0 photobiological safety. Lifetime: 72.000h L80 B10. Compatible with Lamp Nomadic system. Available finishes: White (RAL 9010), Black (RAL 9011), Wellbeing and BeSocial palette.

Finish: Matte white RAL 9010

Dimensions: 1.687 x 67 x 80 mm

Weight: 3.980 g



Installation: 3-Circuit track

TECHNICAL SPECIFICATIONS:

| | | | |
|----------------------|--------------------------|----------------------|------------------|
| Light output: | 2.951 lm | °K : | 4000 |
| Plum: | 33,8W | CRI : | 90 |
| Efficacy: | 87,3 lm/w | R9 : | 70 |
| UGR: | <19 | MacAdam: | 3 |
| Type: | MID POWER LED | Power Supply: | 220-240V 50/60Hz |
| LED Lifetime: | 72.000 L80 B10 (Ta=25°C) | Gear: | Electronic |
| Power: | 30.3W | | |

Light output tolerance +/- 10%



CUSTOM MADE OPTIONS:



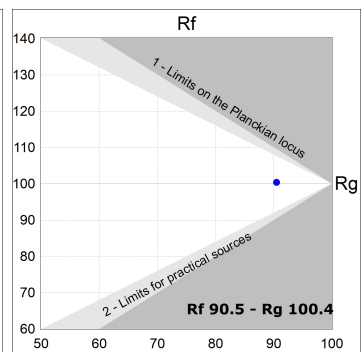
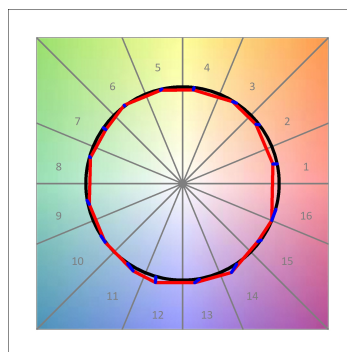
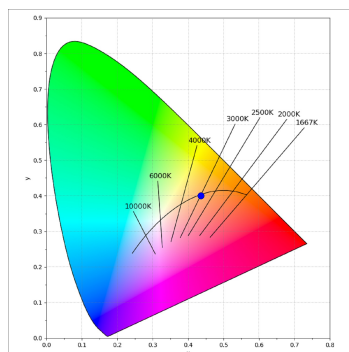
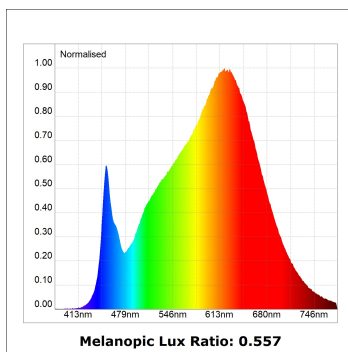
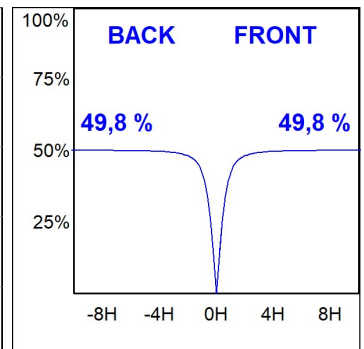
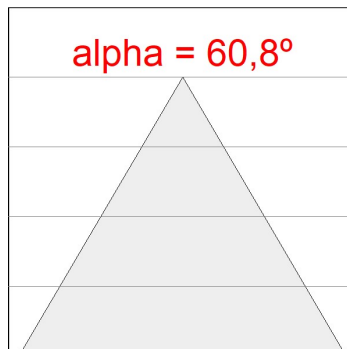
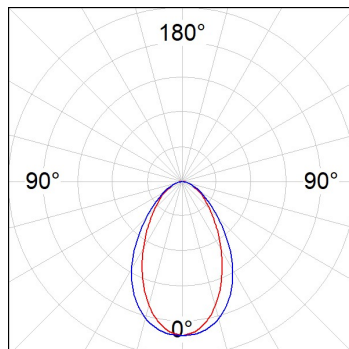
LAMPTUB 60 SUSPENDED TRACK

L61ST168MOOC940NW

LTUB60 SUT 1680 5200 NW COMF WH

PHOTOMETRIC DATA :

L61ST168MOOC940NW
 $\eta = 100\%$
 $I_{max} = 663 \text{ cd/klm}$
 UTE: 1,00C
 CIE: 66 90 99 100 100



ACCESORIES :

Assembly



Product code:
L6SUECB

Description:
LTUB60 ACC. SUR END COVER BK.



Product code:
L6SUECW

Description:
LTUB60 ACC. SUR END COVER WH.



Product code:
L6SUECW3

Description:
LTUB60 ACC. SUR END COVER WE.



Product code:
L6SUECW4

Description:
LTUB60 ACC. SUR END COVER BS.