

LAMPTUB 60 SUSPENDED TRACK

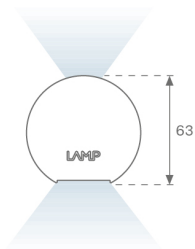
L61ST168LOIP927D3



- LTUB60 SUT 1680 4800 VWW D/I COMF DA WE

Description:

Lamptub 60 model from LAMP to be installed on a suspended rail. Made of recycled aluminium extrusion with circular section of 60mm and length of 1680mm. Direct-indirect light model with an opal comfort diffuser made of a translucent polycarbonate diffuser and an optical film to achieve a controlled light distribution and low UGR<16. Model for MID-POWER LED, with colour temperature 2700K with CRI90. Built-in electronic DALI control gear. With IP20, IK07 degree of protection. Insulation class II. Group 0 photobiological safety. Lifetime: 72.000h L80 B10. Compatible with Lamp Nomadic system. Available finishes: White (RAL 9010), Black (RAL 9011), Wellbeing and BeSocial palette.



Finish: Palette WELLBEING - 3 TEXTURED

Dimensions: 1.687 x 67 x 80 mm

Weight: 3.980 g

Installation: 3-Circuit track

TECHNICAL SPECIFICATIONS:

Light output:	2.646 lm	°K :	2700
Plum:	33,9W	CRI :	90
Efficacy:	78,1 lm/w	R9 :	57
UGR:	<16	MacAdam:	3
Type:	MID POWER LED	Power Supply:	220-240V 50/60Hz
LED Lifetime:	72.000 L80 B10 (Ta=25°C)	Gear:	Adjustable DALI
Power:	29.8W		

Light output tolerance +/- 10%



CUSTOM MADE OPTIONS:



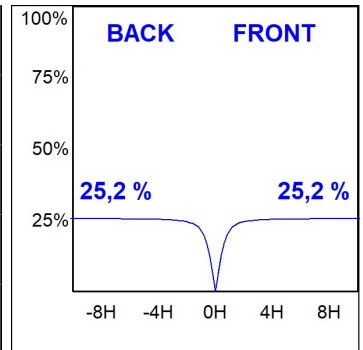
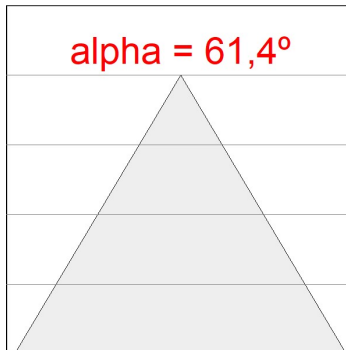
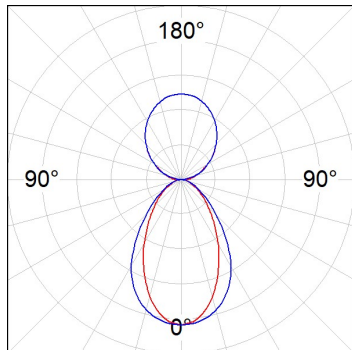
LAMPTUB 60 SUSPENDED TRACK

L61ST168LOIP927D3

LTUB60 SUT 1680 4800 VWW D/I COMF DA WE

PHOTOMETRIC DATA :

L61ST168LOIP927N3
 $\eta = 100\%$
 $I_{max} = 334 \text{ cd/klm}$
 UTE: 0,50C + 0,50T
 CIE: 66 90 99 50 100



ACCESORIES :

Assembly



Product code:

L6SUECB

Description:

LTUB60 ACC. SUR END COVER BK.



Product code:

L6SUECW

Description:

LTUB60 ACC. SUR END COVER WH.



Product code:

L6SUECW3

Description:

LTUB60 ACC. SUR END COVER WE.



Product code:

L6SUECW4

Description:

LTUB60 ACC. SUR END COVER BS.