


LAMPTUB 60 SUSPENDED TRACK

L61ST112MOTE940N4

- LTUB60 SUT 1120 2960 9NW TECH BS

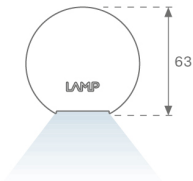


Description:

""""""Luminaire to be installed on a suspended rail, model LAMPTUB 60 TECH by LAMP. Made of 80% recycled aluminium extrusion, with circular section of 60mm and length 1120 mm, with matt black reflector ULTRA COMFORT and optics for light distribution control and low glare UGR<16. Model for MID-POWER LED, with colour temperature 4000K and CRI90. Built-in electronic wiring. With IP20, IK07 degree of protection. Insulation class II. Photobiological safety group 0. Lifetime:50000 L90 B10 Available finishes: White (RAL 9010), Black (RAL 9011), Wellbeing and BeSocial palette. Compatible with Lamp Nomadic system. "" ""

Finish: Palette BE SOCIAL - 4 TEXTURED

Dimensions: 1.120 x 67 x 80 mm



Installation: Suspended

TECHNICAL SPECIFICATIONS:

Light output:	1.760 lm	°K :	4000
Plum:	17,8W	CRI :	90
Efficacy:	98,9 lm/w	R9 :	85
UGR:	<16	MacAdam:	3
Type:	MID POWER LED	Power Supply:	220-240V 50/60Hz
LED Lifetime:	50.000 L90 B10 (Ta=25°C)	Gear:	Electronic
Power:	14W		

Light output tolerance +/- 10%

CUSTOM MADE OPTIONS:



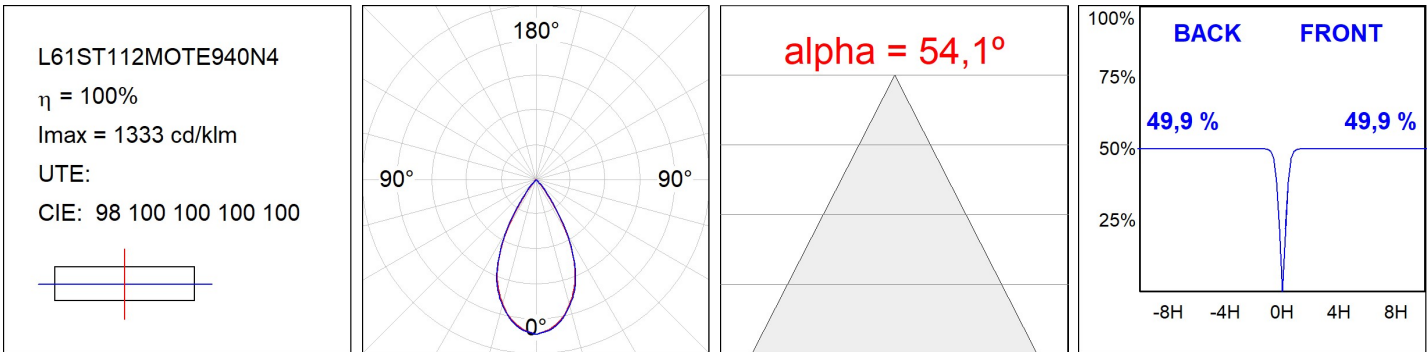
LAMPTUB 60 SUSPENDED TRACK



L61ST112MOTE940N4

LTUB60 SUT 1120 2960 9NW TECH BS

PHOTOMETRIC DATA :



ACCESORIES :

Assembly



Product code:
L6SUECB

Description:
LTUB60 ACC. SUR END COVER BK.



Product code:
L6SUECW

Description:
LTUB60 ACC. SUR END COVER WH.



Product code:
L6SUECW3

Description:
LTUB60 ACC. SUR END COVER WE.



Product code:
L6SUECW4

Description:
LTUB60 ACC. SUR END COVER BS.