


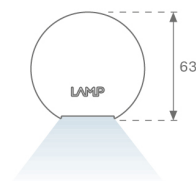
LAMPTUB 60 SUSPENDED TRACK

L61ST112MOOC927N3

- LTUB60 SUT 1120 3200 VWW COMF WE

**Description:**

Lamptub 60 model from LAMP to be installed on a suspended rail. Made of recycled aluminium extrusion with circular section of 60mm and length of 1120mm, an opal comfort diffuser made of a translucent polycarbonate diffuser and an optical film to achieve a controlled light distribution and low UGR<19. Model for MID-POWER LED, with colour temperature 2700K with CRI90. Built-in electronic ON/OFF control gear. With IP20, IK07 degree of protection. Insulation class II. Group 0 photobiological safety. Lifetime: 72.000h L80 B10. Compatible with Lamp Nomadic system. Available finishes: White (RAL 9010), Black (RAL 9011), Wellbeing and BeSocial palette.

Finish: Palette WELLBEING - 3 TEXTURED**Dimensions:** 1.127 x 67 x 80 mm**Weight:** 2.730 g**Installation:** 3-Circuit track**TECHNICAL SPECIFICATIONS:**

Light output:	1.812 lm	°K :	2700
Plum:	24,6W	CRI :	90
Efficacy:	73,6 lm/w	R9 :	57
UGR:	<19	MacAdam:	3
Type:	MID POWER LED	Power Supply:	220-240V 50/60Hz
LED Lifetime:	72.000 L80 B10 (Ta=25°C)	Gear:	Electronic
Power:	21.6W		

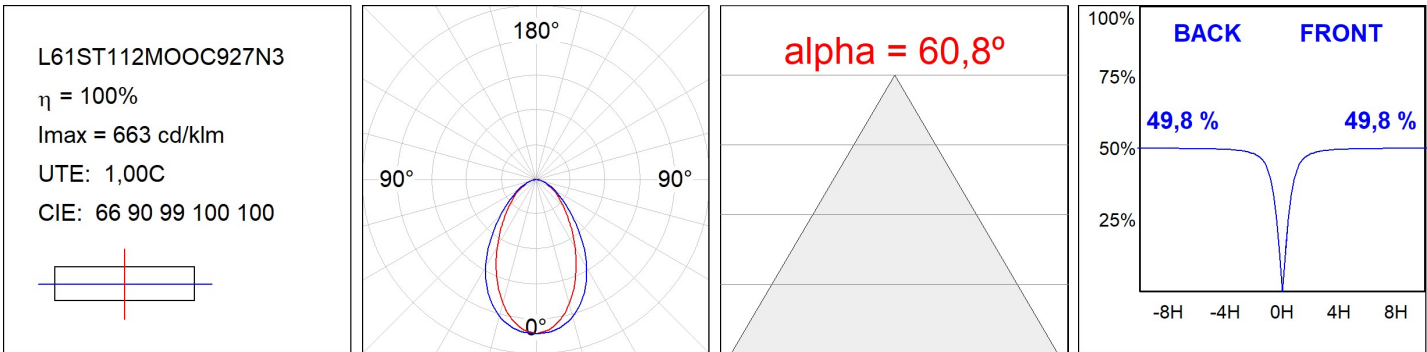
Light output tolerance +/- 10%**CUSTOM MADE OPTIONS:**

LAMPTUB 60 SUSPENDED TRACK

L61ST112MOOC927N3

LTUB60 SUT 1120 3200 VWW COMF WE

PHOTOMETRIC DATA :



ACCESORIES :

Assembly



Product code:
L6SUECB

Description:
LTUB60 ACC. SUR END COVER BK.



Product code:
L6SUECW

Description:
LTUB60 ACC. SUR END COVER WH.



Product code:
L6SUECW3

Description:
LTUB60 ACC. SUR END COVER WE.



Product code:
L6SUECW4

Description:
LTUB60 ACC. SUR END COVER BS.