

LAMPTUB 60 SUSPENDED TRACK

L61ST112MOIO930N4



- LTUB60 SUT 1120 4800 WW D/I OPAL BS

Description:

Lamptub 60 model from LAMP to be installed on a suspended rail. Made of recycled aluminium extrusion with circular section of 60mm and length of 1120mm. Direct-indirect light model with opal polycarbonate diffuser. Model for MID-POWER LED, with colour temperature 3000K with CRI90. Built-in electronic ON/OFF control gear. With IP20, IK07 degree of protection. Insulation class II. Group 0 photobiological safety. Lifetime: 72.000h L80 B10. Compatible with Lamp Nomadic system. Available finishes: White (RAL 9010), Black (RAL 9011), Wellbeing and BeSocial palette.



Finish: Palette BE SOCIAL - 4 TEXTURED

Dimensions: 1.127 x 67 x 80 mm

Weight: 2.730 g

Installation: 3-Circuit track

TECHNICAL SPECIFICATIONS:

Light output:	2.944 lm	°K :	3000
Plum:	34,6W	CRI :	90
Efficacy:	85,1 lm/w	R9 :	64
Type:	MID POWER LED	MacAdam:	3
LED Lifetime:	72.000 L80 B10 (Ta=25°C)	Power Supply:	220-240V 50/60Hz
Power:	30.1W	Gear:	Electronic

Light output tolerance +/- 10%



CUSTOM MADE OPTIONS:



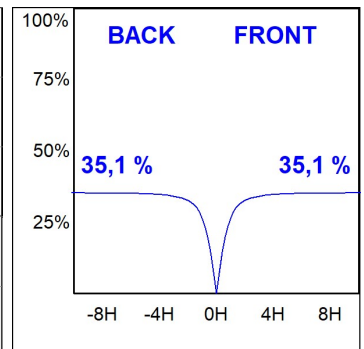
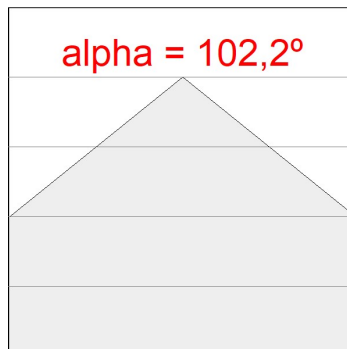
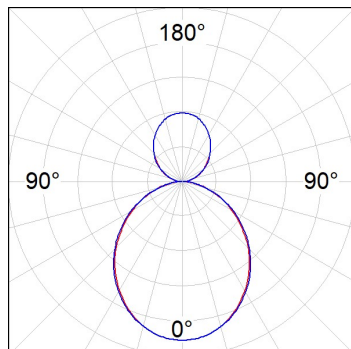
LAMPTUB 60 SUSPENDED TRACK

L61ST112MOIO930N4

LTUB60 SUT 1120 4800 WW D/I OPAL BS

PHOTOMETRIC DATA :

L61ST112MOIO930N4
 $\eta = 100\%$
 $I_{max} = 273 \text{ cd/klm}$
 UTE: 0,70E + 0,30T
 CIE: 50 81 97 70 100



ACCESORIES :

Assembly



Product code:

L6SUECB

Description:

LTUB60 ACC. SUR END COVER BK.



Product code:

L6SUECW

Description:

LTUB60 ACC. SUR END COVER WH.



Product code:

L6SUECW3

Description:

LTUB60 ACC. SUR END COVER WE.



Product code:

L6SUECW4

Description:

LTUB60 ACC. SUR END COVER BS.