

LAMP TUB 60 SUSPENDED TRACK

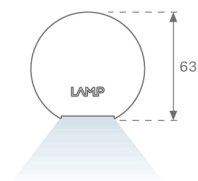
L61ST112LOOP940NB



LTUB60 SUT 1120 1800 NW OPAL BK

Description:

Lamptub 60 model from LAMP to be installed on a suspended rail. Made of recycled aluminium extrusion with circular section of 60mm and length of 1120mm, with opal polycarbonate diffuser. Model for MID-POWER LED, with colour temperature 4000K with CRI90. Built-in electronic ON/OFF control gear. With IP20, IK07 degree of protection. Insulation class II. Group 0 photobiological safety. Lifetime: 72.000h L80 B10. Compatible with Lamp Nomadic system. Available finishes: White (RAL 9010), Black (RAL 9011), Wellbeing and BeSocial palette.

Finish: Matte black RAL 9011**Dimensions:** 1.127 x 67 x 80 mm**Weight:** 2.730 g**Installation:** 3-Circuit track**TECHNICAL SPECIFICATIONS:**

Light output:	1.038 lm	°K :	4000
Plum:	12,5W	CRI :	90
Efficacy:	83 lm/w	R9 :	70
Type:	MID POWER LED	MacAdam:	3
LED Lifetime:	72.000 L80 B10 (Ta=25°C)	Power Supply:	220-240V 50/60Hz
Power:	10.6W	Gear:	Electronic

Light output tolerance +/- 10%**CUSTOM MADE OPTIONS:**

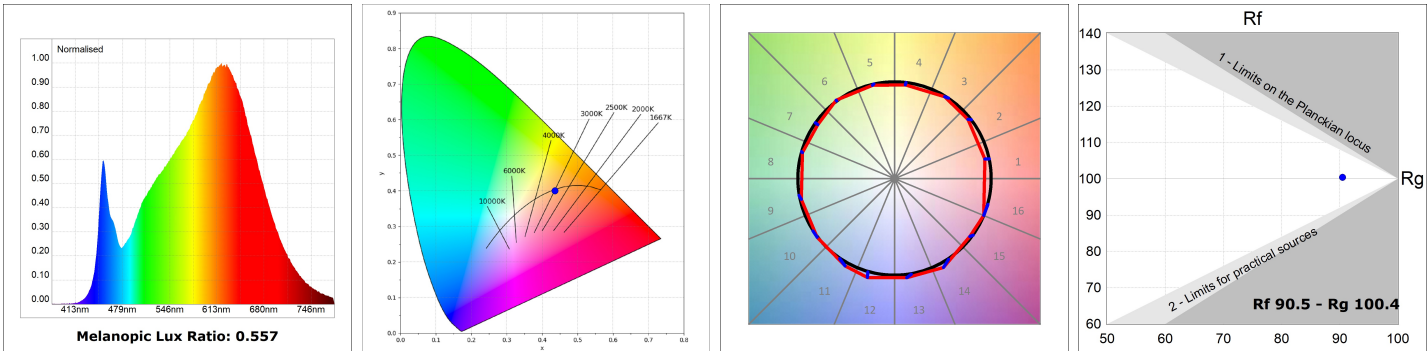
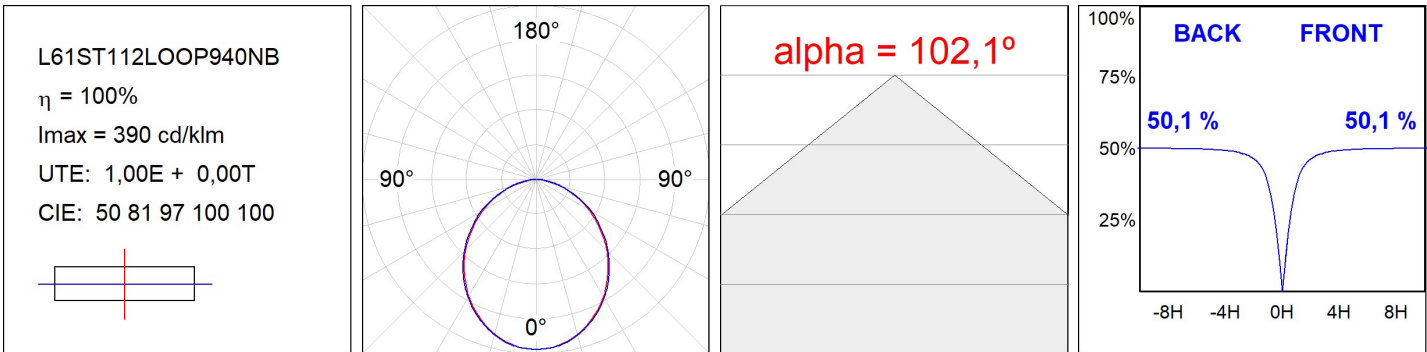
LAMPTUB 60 SUSPENDED TRACK



L61ST112LOOP940NB

LTUB60 SUT 1120 1800 NW OPAL BK

PHOTOMETRIC DATA :



ACCESORIES :

Assembly



Product code:
L6SUECB

Description:
LTUB60 ACC. SUR END COVER BK.



Product code:
L6SUECW

Description:
LTUB60 ACC. SUR END COVER WH.



Product code:
L6SUECW3

Description:
LTUB60 ACC. SUR END COVER WE.



Product code:
L6SUECW4

Description:
LTUB60 ACC. SUR END COVER BS.