

# LAMP TUB 60 SUSPENDED TRACK

L61ST112LOOP927N3

- LTUB60 SUT 1120 1700 VWW OPAL WE



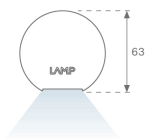
**Description:**

Lamptub 60 model from LAMP to be installed on a suspended rail. Made of recycled aluminium extrusion with circular section of 60mm and length of 1120mm, with opal polycarbonate diffuser. Model for MID-POWER LED, with colour temperature 2700K with CRI90. Built-in electronic ON/OFF control gear. With IP20, IK07 degree of protection. Insulation class II. Group 0 photobiological safety. Lifetime: 72.000h L80 B10. Compatible with Lamp Nomadic system. Available finishes: White (RAL 9010), Black (RAL 9011), Wellbeing and BeSocial palette.

**Finish:** Palette WELLBEING - 3 TEXTURED

**Dimensions:** 1.127 x 67 x 80 mm

**Weight:** 2.730 g



**Installation:** 3-Circuit track

**TECHNICAL SPECIFICATIONS:**

<b>Light output:</b>	955 lm	<b>°K :</b>	2700
<b>Plum:</b>	12,5W	<b>CRI :</b>	90
<b>Efficacy:</b>	76,4 lm/w	<b>R9 :</b>	57
<b>Type:</b>	MID POWER LED	<b>MacAdam:</b>	3
<b>LED Lifetime:</b>	72.000 L80 B10 (Ta=25°C)	<b>Power Supply:</b>	220-240V 50/60Hz
<b>Power:</b>	10.6W	<b>Gear:</b>	Electronic

*Light output tolerance +/- 10%*



**CUSTOM MADE OPTIONS:**



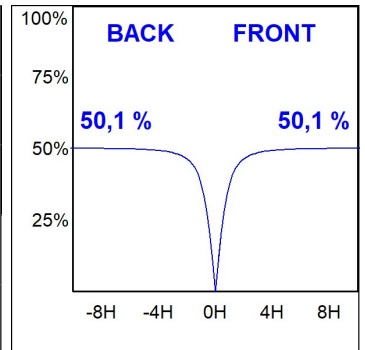
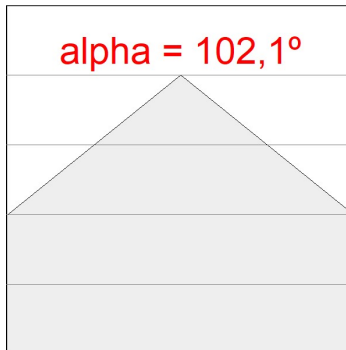
LAMPTUB 60 SUSPENDED TRACK

L61ST112LOOP927N3

LTUB60 SUT 1120 1700 VWW OPAL WE

PHOTOMETRIC DATA :

L61ST112LOOP927N3  
 $\eta = 100\%$   
 $I_{max} = 390 \text{ cd/klm}$   
 UTE: 1,00E + 0,00T  
 CIE: 50 81 97 100 100



ACCESORIES :

Assembly



**Product code:**

L6SUECB

**Description:**

LTUB60 ACC. SUR END COVER BK.



**Product code:**

L6SUECW

**Description:**

LTUB60 ACC. SUR END COVER WH.



**Product code:**

L6SUECW3

**Description:**

LTUB60 ACC. SUR END COVER WE.



**Product code:**

L6SUECW4

**Description:**

LTUB60 ACC. SUR END COVER BS.