

LAMPTUB 60 SUSPENDED TRACK

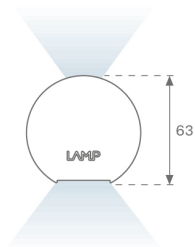
L61ST112LOIO940NW

- LTUB60 SUT 1120 3300 NW D/I OPAL WH



Description:

Lamptub 60 model from LAMP to be installed on a suspended rail. Made of recycled aluminium extrusion with circular section of 60mm and length of 1120mm. Direct-indirect light model with opal polycarbonate diffuser. Model for MID-POWER LED, with colour temperature 4000K with CRI90. Built-in electronic ON/OFF control gear. With IP20, IK07 degree of protection. Insulation class II. Group 0 photobiological safety. Lifetime: 72.000h L80 B10. Compatible with Lamp Nomadic system. Available finishes: White (RAL 9010), Black (RAL 9011), Wellbeing and BeSocial palette.



Finish: Matte white RAL 9010

Dimensions: 1.127 x 67 x 80 mm

Weight: 2.730 g

Installation: 3-Circuit track

TECHNICAL SPECIFICATIONS:

Light output:	1.950 lm	°K :	4000
Plum:	22,5W	CRI :	90
Efficacy:	86,7 lm/w	R9 :	70
Type:	MID POWER LED	MacAdam:	3
LED Lifetime:	72.000 L80 B10 (Ta=25°C)	Power Supply:	220-240V 50/60Hz
Power:	19.1W	Gear:	Electronic

Light output tolerance +/- 10%



CUSTOM MADE OPTIONS:

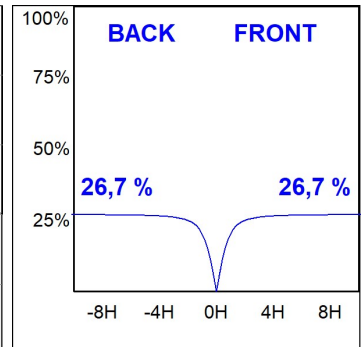
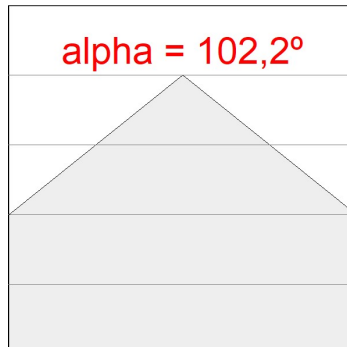
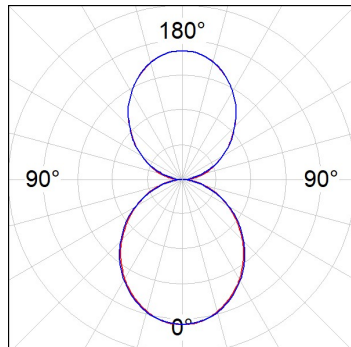


L61ST112LOIO940NW

LTUB60 SUT 1120 3300 NW D/I OPAL WH

PHOTOMETRIC DATA :

L61ST112LOIO940NW
 $\eta = 100\%$
 $I_{max} = 208 \text{ cd/klm}$
 UTE: 0,53E + 0,47T
 CIE: 50 81 98 53 100



ACCESORIES :

Assembly



Product code:
L6SUECB

Description:
LTUB60 ACC. SUR END COVER BK.



Product code:
L6SUECW

Description:
LTUB60 ACC. SUR END COVER WH.



Product code:
L6SUECW3

Description:
LTUB60 ACC. SUR END COVER WE.



Product code:
L6SUECW4

Description:
LTUB60 ACC. SUR END COVER BS.