

# LAMPTUB 60 SUSPENDED TRACK

L61ST112LOIO927NW



- LTUB60 SUT 1120 3200 VWW D/I OPAL WH

**Description:**

Lamptub 60 model from LAMP to be installed on a suspended rail. Made of recycled aluminium extrusion with circular section of 60mm and length of 1120mm. Direct-indirect light model with opal polycarbonate diffuser. Model for MID-POWER LED, with colour temperature 2700K with CRI90. Built-in electronic ON/OFF control gear. With IP20, IK07 degree of protection. Insulation class II. Group 0 photobiological safety. Lifetime: 72.000h L80 B10. Compatible with Lamp Nomadic system. Available finishes: White (RAL 9010), Black (RAL 9011), Wellbeing and BeSocial palette.



**Finish:** Matte white RAL 9010

**Dimensions:** 1.127 x 67 x 80 mm

**Weight:** 2.730 g

**Installation:** 3-Circuit track

**TECHNICAL SPECIFICATIONS:**

|                      |                          |                      |                  |
|----------------------|--------------------------|----------------------|------------------|
| <b>Light output:</b> | 1.795 lm                 | <b>°K :</b>          | 2700             |
| <b>Plum:</b>         | 22,5W                    | <b>CRI :</b>         | 90               |
| <b>Efficacy:</b>     | 79,8 lm/w                | <b>R9 :</b>          | 57               |
| <b>Type:</b>         | MID POWER LED            | <b>MacAdam:</b>      | 3                |
| <b>LED Lifetime:</b> | 72.000 L80 B10 (Ta=25°C) | <b>Power Supply:</b> | 220-240V 50/60Hz |
| <b>Power:</b>        | 19.1W                    | <b>Gear:</b>         | Electronic       |

*Light output tolerance +/- 10%*



**CUSTOM MADE OPTIONS:**

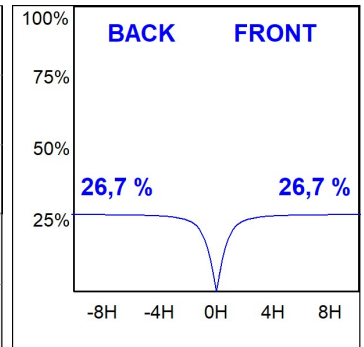
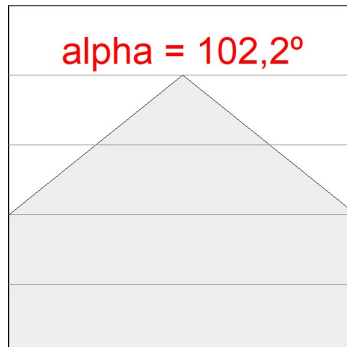
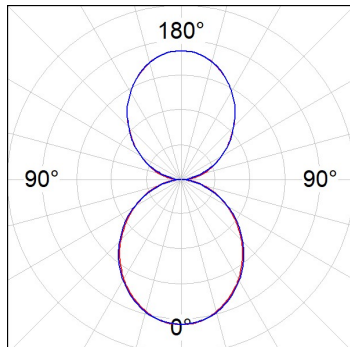


L61ST112LOIO927NW

LTUB60 SUT 1120 3200 VWW D/I OPAL WH

PHOTOMETRIC DATA :

L61ST112LOIO927NW  
 $\eta = 100\%$   
 $I_{max} = 208 \text{ cd/klm}$   
 UTE: 0,53E + 0,47T  
 CIE: 50 81 98 53 100



ACCESORIES :

Assembly



**Product code:**

L6SUECB

**Description:**

LTUB60 ACC. SUR END COVER BK.



**Product code:**

L6SUECW

**Description:**

LTUB60 ACC. SUR END COVER WH.



**Product code:**

L6SUECW3

**Description:**

LTUB60 ACC. SUR END COVER WE.



**Product code:**

L6SUECW4

**Description:**

LTUB60 ACC. SUR END COVER BS.