


## LAMP TUB 60 SUSPENDED TRACK

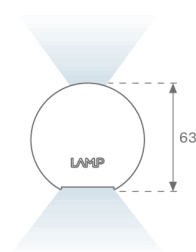
L61ST084MOIP9TWD3



LTUB60 SUT 840 3400 TW D/I COMF DALI WE

**Description:**

Lamptub 60 model from LAMP to be installed on a suspended rail. Made of recycled aluminium extrusion with circular section of 60mm and length of 840mm. Direct-indirect light model with an opal comfort diffuser made of a translucent polycarbonate diffuser and an optical film to achieve a controlled light distribution and low UGR<19. Model for MID-POWER LED, with TW colour temperature with CRI90. Built-in electronic DALI control gear. With IP20, IK07 degree of protection. Insulation class II. Group 0 photobiological safety. Lifetime: 72.000h L80 B10. Compatible with Lamp Nomadic system. Available finishes: White (RAL 9010), Black (RAL 9011), Wellbeing and BeSocial palette.

**Finish:** Palette WELLBEING - 3 TEXTURED**Dimensions:** 847 x 67 x 80 mm**Weight:** 2.290 g**Installation:** Suspended**TECHNICAL SPECIFICATIONS:**

<b>Light output:</b>	2.128 lm	<b>°K :</b>	TW
<b>Plum:</b>	27,4W	<b>CRI :</b>	90
<b>Efficacy:</b>	77,7 lm/w	<b>MacAdam:</b>	3
<b>UGR:</b>	<19	<b>Power Supply:</b>	220-240V 50/60Hz
<b>Type:</b>	MID POWER LED	<b>Gear:</b>	Adjustable DALI DT8
<b>LED Lifetime:</b>	50.000 L80 B10 (Ta=25°C)		
<b>Power:</b>	24.7W		

**Light output tolerance +/- 10%****CUSTOM MADE OPTIONS:**

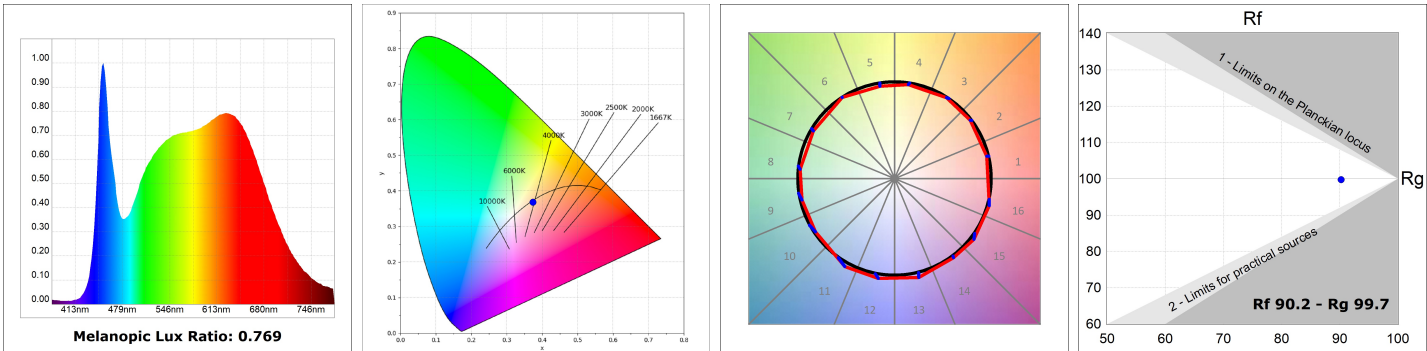
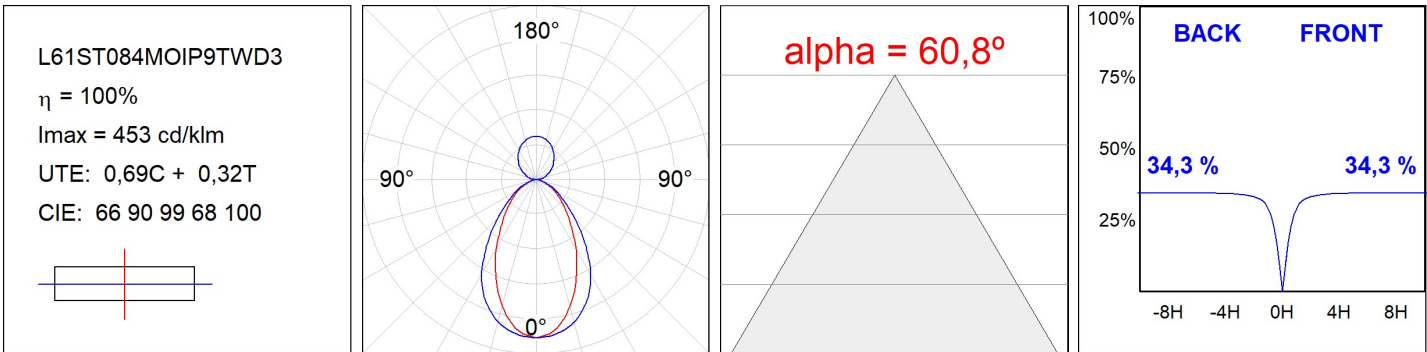
LAMPTUB 60 SUSPENDED TRACK



L61ST084MOIP9TWD3

LTUB60 SUT 840 3400 TW D/I COMF DALI WE

PHOTOMETRIC DATA :



ACCESORIES :

Assembly



**Product code:**  
L6SUECB

**Description:**  
LTUB60 ACC. SUR END COVER BK.



**Product code:**  
L6SUECW

**Description:**  
LTUB60 ACC. SUR END COVER WH.



**Product code:**  
L6SUECW3

**Description:**  
LTUB60 ACC. SUR END COVER WE.



**Product code:**  
L6SUECW4

**Description:**  
LTUB60 ACC. SUR END COVER BS.