


LAMPTUB 60 SUSPENDED TRACK

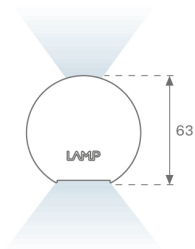
L61ST084MOIP940N4



LTUB60 SUT 840 3700 NW D/I COMF BS

Description:

Lamptub 60 model from LAMP to be installed on a suspended rail. Made of recycled aluminium extrusion with circular section of 60mm and length of 840mm. Direct-indirect light model with an opal comfort diffuser made of a translucent polycarbonate diffuser and an optical film to achieve a controlled light distribution and low UGR<19. Model for MID-POWER LED, with colour temperature 4000K with CRI90. Built-in electronic ON/OFF control gear. With IP20, IK07 degree of protection. Insulation class II. Group 0 photobiological safety. Lifetime: 72.000h L80 B10. Compatible with Lamp Nomadic system. Available finishes: White (RAL 9010), Black (RAL 9011), Wellbeing and BeSocial palette.



Finish: Palette BE SOCIAL - 4 TEXTURED

Dimensions: 847 x 67 x 80 mm

Weight: 2.110 g

Installation: 3-Circuit track

TECHNICAL SPECIFICATIONS:

Light output:	2.127 lm	°K :	4000
Plum:	27,8W	CRI :	90
Efficacy:	76,5 lm/w	R9 :	70
UGR:	<19	MacAdam:	3
Type:	MID POWER LED	Power Supply:	220-240V 50/60Hz
LED Lifetime:	72.000 L80 B10 (Ta=25°C)	Gear:	Electronic
Power:	23.6W		

Light output tolerance +/- 10%



CUSTOM MADE OPTIONS:



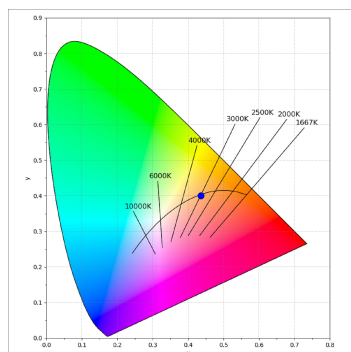
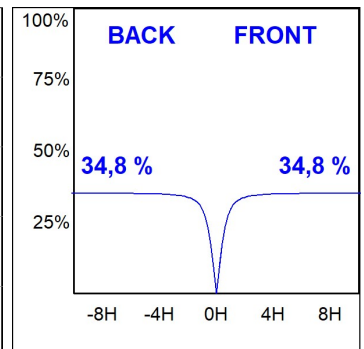
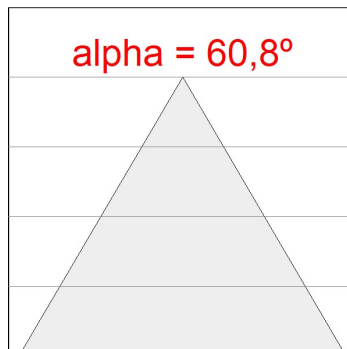
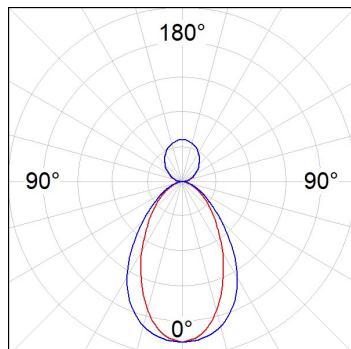
LAMPTUB 60 SUSPENDED TRACK

L61ST084MOIP940N4

LTUB60 SUT 840 3700 NW D/I COMF BS

PHOTOMETRIC DATA :

L61ST084MOIP940N4
 $\eta = 100\%$
 $I_{max} = 460 \text{ cd/klm}$
 UTE: 0,70B + 0,31T
 CIE: 72 96 100 69 100



ACCESORIES :

Assembly



Product code:
L6SUECB

Description:
LTUB60 ACC. SUR END COVER BK.



Product code:
L6SUECW

Description:
LTUB60 ACC. SUR END COVER WH.



Product code:
L6SUECW3

Description:
LTUB60 ACC. SUR END COVER WE.



Product code:
L6SUECW4

Description:
LTUB60 ACC. SUR END COVER BS.