


LAMPTUB 60 SUSPENDED TRACK

L61ST084LOOC940D4

- LTUB60 SUT 840 1300 NW COMF DALI BS



Description:

Lamptub 60 model from LAMP to be installed on a suspended rail. Made of recycled aluminium extrusion with circular section of 60mm and length of 840mm, an opal comfort diffuser made of a translucent polycarbonate diffuser and an optical film to achieve a controlled light distribution and low UGR<19. Model for MID-POWER LED, with colour temperature 4000K with CRI90. Built-in electronic DALI control gear. With IP20, IK07 degree of protection. Insulation class II. Group 0 photobiological safety. Lifetime: 72.000h L80 B10. Compatible with Lamp Nomadic system. Available finishes: White (RAL 9010), Black (RAL 9011), Wellbeing and BeSocial palette.

Finish: Palette BE SOCIAL - 4 TEXTURED

Dimensions: 847 x 67 x 80 mm

Weight: 2.110 g



Installation: 3-Circuit track

TECHNICAL SPECIFICATIONS:

| | | | |
|----------------------|--------------------------|----------------------|------------------|
| Light output: | 720 lm | °K : | 4000 |
| Plum: | 10W | CRI : | 90 |
| Efficacy: | 72 lm/w | R9 : | 70 |
| UGR: | <19 | MacAdam: | 3 |
| Type: | MID POWER LED | Power Supply: | 220-240V 50/60Hz |
| LED Lifetime: | 72.000 L80 B10 (Ta=25°C) | Gear: | Adjustable DALI |
| Power: | 8.5W | | |

Light output tolerance +/- 10%



CUSTOM MADE OPTIONS:

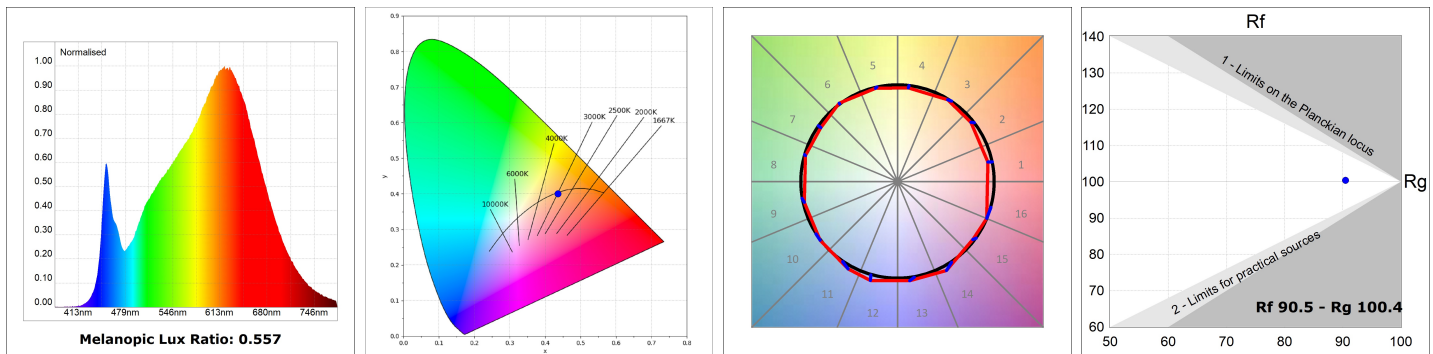
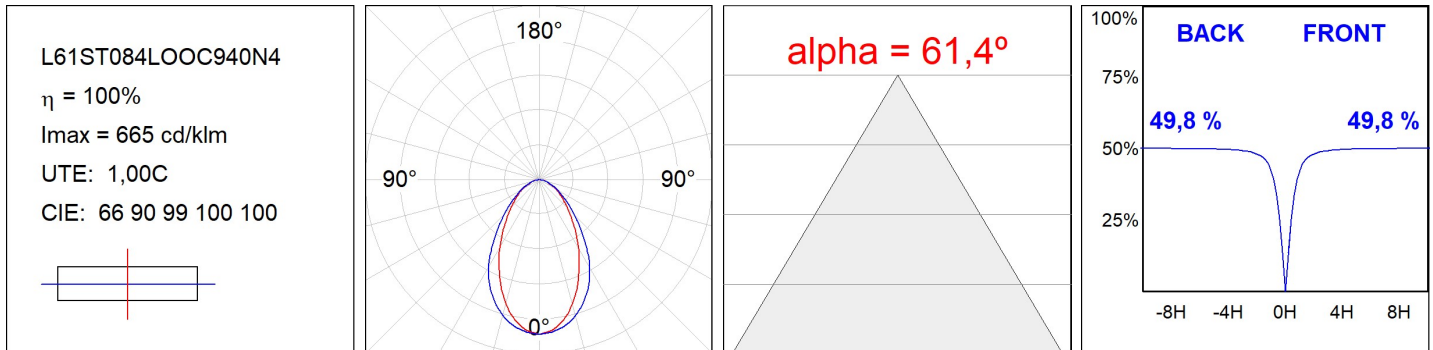


LAMPTUB 60 SUSPENDED TRACK

L61ST084LOOC940D4

LTUB60 SUT 840 1300 NW COMF DALI BS

PHOTOMETRIC DATA :



ACCESORIES :

Assembly



Product code:
L6SUECB

Description:
LTUB60 ACC. SUR END COVER BK.



Product code:
L6SUECW

Description:
LTUB60 ACC. SUR END COVER WH.



Product code:
L6SUECW3

Description:
LTUB60 ACC. SUR END COVER WE.



Product code:
L6SUECW4

Description:
LTUB60 ACC. SUR END COVER BS.