

# LAMPTUB 60 SUSPENDED TRACK

L61ST084LOOC927N4

- LTUB60 SUT 840 1300 VWW COMF BS



**Description:**

Lamptub 60 model from LAMP to be installed on a suspended rail. Made of recycled aluminium extrusion with circular section of 60mm and length of 840mm, an opal comfort diffuser made of a translucent polycarbonate diffuser and an optical film to achieve a controlled light distribution and low UGR<19. Model for MID-POWER LED, with colour temperature 2700K with CRI90. Built-in electronic ON/OFF control gear. With IP20, IK07 degree of protection. Insulation class II. Group 0 photobiological safety. Lifetime: 72.000h L80 B10. Compatible with Lamp Nomadic system. Available finishes: White (RAL 9010), Black (RAL 9011), Wellbeing and BeSocial palette.

**Finish:** Palette BE SOCIAL - 4 TEXTURED

**Dimensions:** 847 x 67 x 80 mm

**Weight:** 2.110 g



**Installation:** 3-Circuit track

**TECHNICAL SPECIFICATIONS:**

<b>Light output:</b>	663 lm	<b>°K :</b>	2700
<b>Plum:</b>	10W	<b>CRI :</b>	90
<b>Efficacy:</b>	66,3 lm/w	<b>R9 :</b>	57
<b>UGR:</b>	<19	<b>MacAdam:</b>	3
<b>Type:</b>	MID POWER LED	<b>Power Supply:</b>	220-240V 50/60Hz
<b>LED Lifetime:</b>	72.000 L80 B10 (Ta=25°C)	<b>Gear:</b>	Electronic
<b>Power:</b>	8.5W		

*Light output tolerance +/- 10%*



**CUSTOM MADE OPTIONS:**



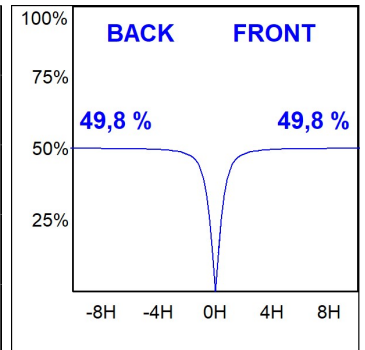
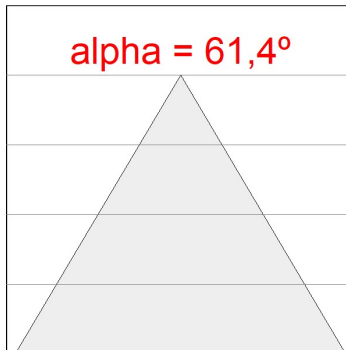
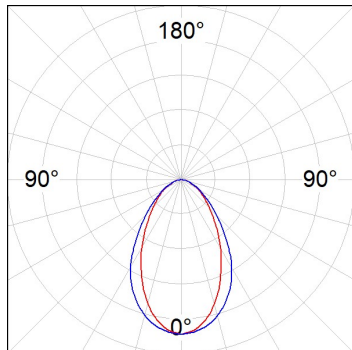
LAMPTUB 60 SUSPENDED TRACK

L61ST084LOOC927N4

LTUB60 SUT 840 1300 VWW COMF BS

PHOTOMETRIC DATA :

L61ST084LOOC927N4  
 $\eta = 100\%$   
 $I_{max} = 665 \text{ cd/klm}$   
 UTE: 1,00C  
 CIE: 66 90 99 100 100



ACCESORIES :

Assembly



**Product code:**

L6SUECB

**Description:**

LTUB60 ACC. SUR END COVER BK.



**Product code:**

L6SUECW

**Description:**

LTUB60 ACC. SUR END COVER WH.



**Product code:**

L6SUECW3

**Description:**

LTUB60 ACC. SUR END COVER WE.



**Product code:**

L6SUECW4

**Description:**

LTUB60 ACC. SUR END COVER BS.