


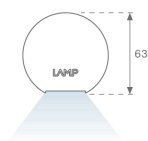
LAMP TUB 60 SUSPENDED TRACK

L61ST084LOOC927D3

- LTUB60 SUT 840 1300 VWW COMF DA WE

**Description:**

Lamptub 60 model from LAMP to be installed on a suspended rail. Made of recycled aluminium extrusion with circular section of 60mm and length of 840mm, an opal comfort diffuser made of a translucent polycarbonate diffuser and an optical film to achieve a controlled light distribution and low UGR<19. Model for MID-POWER LED, with colour temperature 2700K with CRI90. Built-in electronic DALI control gear. With IP20, IK07 degree of protection. Insulation class II. Group 0 photobiological safety. Lifetime: 72.000h L80 B10. Compatible with Lamp Nomadic system. Available finishes: White (RAL 9010), Black (RAL 9011), Wellbeing and BeSocial palette.

**Finish:** Palette WELLBEING - 3 TEXTURED**Dimensions:** 847 x 67 x 80 mm**Weight:** 2.110 g**Installation:** 3-Circuit track**TECHNICAL SPECIFICATIONS:**

Light output:	663 lm	°K :	2700
Plum:	10W	CRI :	90
Efficacy:	66,3 lm/w	R9 :	57
UGR:	<19	MacAdam:	3
Type:	MID POWER LED	Power Supply:	220-240V 50/60Hz
LED Lifetime:	72.000 L80 B10 (Ta=25°C)	Gear:	Adjustable DALI
Power:	8.5W		

Light output tolerance +/- 10%**CUSTOM MADE OPTIONS:**

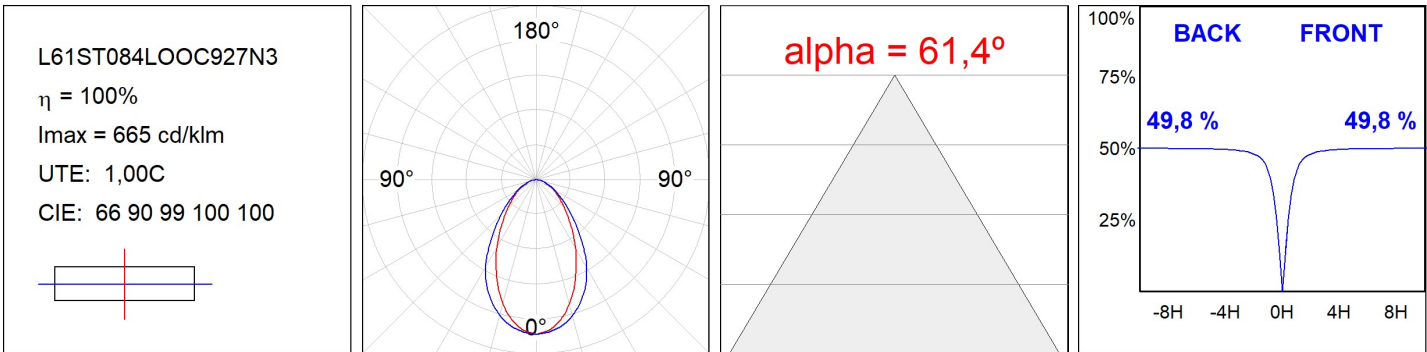
LAMPTUB 60 SUSPENDED TRACK



L61ST084LOOC927D3

LTUB60 SUT 840 1300 VWW COMF DA WE

PHOTOMETRIC DATA :



ACCESORIES :

Assembly



Product code:
L6SUECB

Description:
LTUB60 ACC. SUR END COVER BK.



Product code:
L6SUECW

Description:
LTUB60 ACC. SUR END COVER WH.



Product code:
L6SUECW3

Description:
LTUB60 ACC. SUR END COVER WE.



Product code:
L6SUECW4

Description:
LTUB60 ACC. SUR END COVER BS.