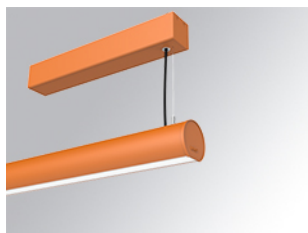


LAMPTUB 60 SURF. CEILING ROSE

L61SS168LOOP940N4



- LTUB60 SU SF 1680 2700 NW OPAL BS

Description:

Surface mounted luminaire Lamptub 60 from LAMP. Made of recycled aluminium extrusion with circular section of 60mm and length of 1680mm, with opal polycarbonate diffuser. Model for MID-POWER LED, with colour temperature 4000K with CRI90. Built-in electronic ON/OFF control gear. With IP40, IK07 degree of protection. Insulation class I / II. Group 0 photobiological safety. Lifetime: 72.000h L80 B10. Compatible with Lamp Nomadic system. Available finishes: White (RAL 9010), Black (RAL 9011), Wellbeing and BeSocial palette.

Finish: Palette BE SOCIAL - 4 TEXTURED



Installation: Suspended

TECHNICAL SPECIFICATIONS:

| | | | |
|----------------------|--------------------------|----------------------|------------------|
| Light output: | 1.556 lm | °K : | 4000 |
| Plum: | 17,7W | CRI : | 90 |
| Efficacy: | 87,9 lm/w | R9 : | 70 |
| Type: | MID POWER LED | MacAdam: | 3 |
| LED Lifetime: | 72.000 L80 B10 (Ta=25°C) | Power Supply: | 220-240V 50/60Hz |
| Power: | 30.3W | Gear: | Electronic |

Light output tolerance +/- 10%



CUSTOM MADE OPTIONS:


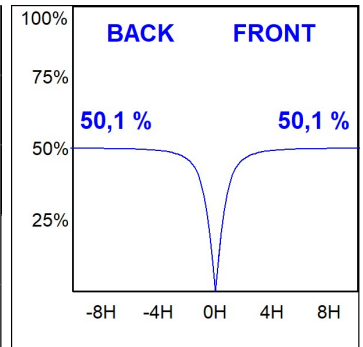
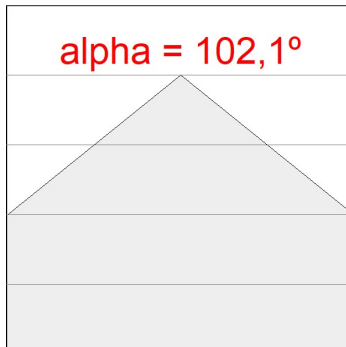


L61SS168LOOP940N4

LTUB60 SU SF 1680 2700 NW OPAL BS

PHOTOMETRIC DATA :

L61SS168LOOP940N4
 $\eta = 100\%$
 $I_{max} = 390 \text{ cd/klm}$
 UTE: 1,00E + 0,00T
 CIE: 50 81 97 100 100

ACCESORIES :

Assembly



Product code:

L6SUECB

Description:

LTUB60 ACC. SUR END COVER BK.



Product code:

L6SUECW

Description:

LTUB60 ACC. SUR END COVER WH.



Product code:

L6SUECW3

Description:

LTUB60 ACC. SUR END COVER WE.



Product code:

L6SUECW4

Description:

LTUB60 ACC. SUR END COVER BS.