

# LAMPTUB 60 SURF. CEILING ROSE

L61SS112MOOP930N4

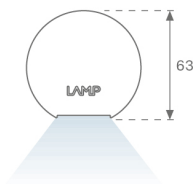
- LTUB60 SU SF 1120 3300 WW OPAL BS



**Description:**

Surface mounted luminaire Lamptub 60 from LAMP. Made of recycled aluminium extrusion with circular section of 60mm and length of 1120mm, with opal polycarbonate diffuser. Model for MID-POWER LED, with colour temperature 3000K with CRI90. Built-in electronic ON/OFF control gear. With IP40, IK07 degree of protection. Insulation class I / II. Group 0 photobiological safety. Lifetime: 72.000h L80 B10. Compatible with Lamp Nomadic system. Available finishes: White (RAL 9010), Black (RAL 9011), Wellbeing and BeSocial palette.

**Finish:** Palette BE SOCIAL - 4 TEXTURED



**Installation:** Suspended

**TECHNICAL SPECIFICATIONS:**

<b>Light output:</b>	2.060 lm	<b>°K :</b>	3000
<b>Plum:</b>	25,4W	<b>CRI :</b>	90
<b>Efficacy:</b>	81 lm/w	<b>R9 :</b>	64
<b>Type:</b>	MID POWER LED	<b>MacAdam:</b>	3
<b>LED Lifetime:</b>	72.000 L80 B10 (Ta=25°C)	<b>Power Supply:</b>	220-240V 50/60Hz
<b>Power:</b>	21.6W	<b>Gear:</b>	Electronic

*Light output tolerance +/- 10%*



**CUSTOM MADE OPTIONS:**


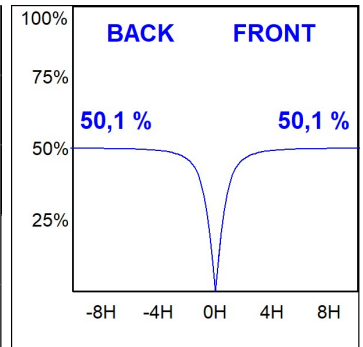
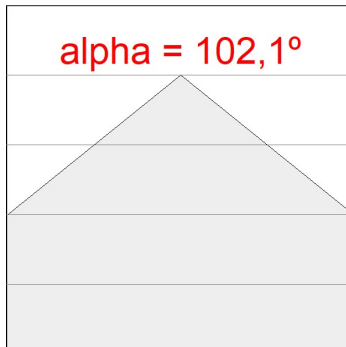


L61SS112MOOP930N4

LTUB60 SU SF 1120 3300 WW OPAL BS

PHOTOMETRIC DATA :

L61SS112MOOP930N4  
 $\eta = 100\%$   
 $I_{max} = 390 \text{ cd/klm}$   
 UTE: 1,00E + 0,00T  
 CIE: 50 81 97 100 100

ACCESORIES :

Assembly



**Product code:**

L6SUECB

**Description:**

LTUB60 ACC. SUR END COVER BK.



**Product code:**

L6SUECW

**Description:**

LTUB60 ACC. SUR END COVER WH.



**Product code:**

L6SUECW3

**Description:**

LTUB60 ACC. SUR END COVER WE.



**Product code:**

L6SUECW4

**Description:**

LTUB60 ACC. SUR END COVER BS.