

LAMPTUB 60 SURF. CEILING ROSE

L61SS084MOOC927D4

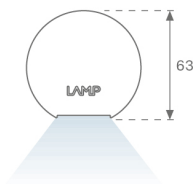
- LTUB60 SU SF 840 2400 VWW COMF DALI BS



Description:

Surface mounted luminaire Lamptub 60 from LAMP. Made of recycled aluminium extrusion with circular section of 60mm and length of 840mm, an opal comfort diffuser made of a translucent polycarbonate diffuser and an optical film to achieve a controlled light distribution and low UGR<19. Model for MID-POWER LED, with colour temperature 2700K with CRI90. Built-in electronic DALI control gear. With IP40, IK07 degree of protection. Insulation class I / II. Group 0 photobiological safety. Lifetime: 72.000h L80 B10. Compatible with Lamp Nomadic system. Available finishes: White (RAL 9010), Black (RAL 9011), Wellbeing and BeSocial palette.

Finish: Palette BE SOCIAL - 4 TEXTURED



Installation: Suspended

TECHNICAL SPECIFICATIONS:

Light output:	1.358 lm	°K :	2700
Plum:	17,8W	CRI :	90
Efficacy:	76,3 lm/w	R9 :	57
UGR:	<19	MacAdam:	3
Type:	MID POWER LED	Power Supply:	220-240V 50/60Hz
LED Lifetime:	72.000 L80 B10 (Ta=25°C)	Gear:	Adjustable DALI
Power:	15.1W		

Light output tolerance +/- 10%



CUSTOM MADE OPTIONS:


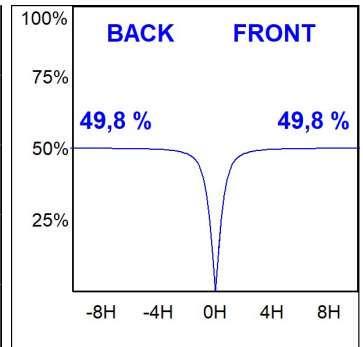
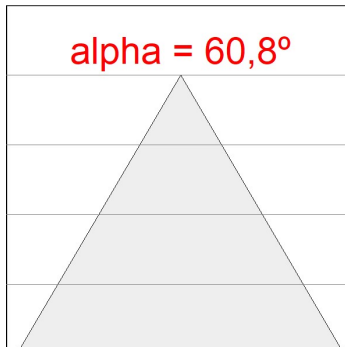
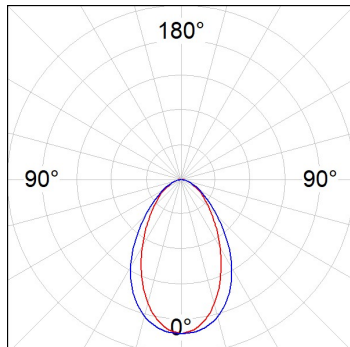


L61SS084MOOC927D4

LTUB60 SU SF 840 2400 VWW COMF DALI BS

PHOTOMETRIC DATA :

L61SS084MOOC927N4
 $\eta = 100\%$
 $I_{max} = 663 \text{ cd/klm}$
 UTE: 1,00C
 CIE: 66 90 99 100 100

ACCESORIES :

Assembly



Product code:
L6SUECB

Description:
LTUB60 ACC. SUR END COVER BK.



Product code:
L6SUECW

Description:
LTUB60 ACC. SUR END COVER WH.



Product code:
L6SUECW3

Description:
LTUB60 ACC. SUR END COVER WE.



Product code:
L6SUECW4

Description:
LTUB60 ACC. SUR END COVER BS.