


LAMPTUB 60 SUSP. CEILING ROSE

L61SS084LOOC9TWDB



LTUB60 SU SF 840 1200 TW COMF DALI BK

Description:

Surface mounted luminaire Lamptub 60 from LAMP. Made of recycled aluminium extrusion with circular section of 60mm and length of 840mm, an opal comfort diffuser made of a translucent polycarbonate diffuser and an optical film to achieve a controlled light distribution and low UGR<19. Model for MID-POWER LED, with TW colour temperature with CRI90. Built-in electronic DALI control gear. With IP40, IK07 degree of protection. Insulation class I / II. Group 0 photobiological safety. Lifetime: 72.000h L80 B10. Compatible with Lamp Nomadic system. Available finishes: White (RAL 9010), Black (RAL 9011), Wellbeing and BeSocial palette.

Finish: Matte black RAL 9011

Dimensions: 847 x 67 x 80 mm

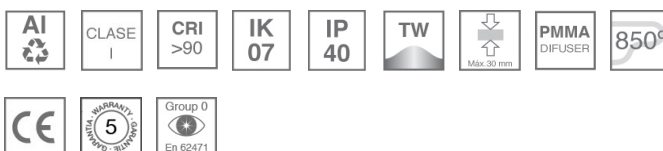


Installation: Suspended

TECHNICAL SPECIFICATIONS:

Light output:	905 lm	°K :	TW
Plum:	12,1W	CRI :	90
Efficacy:	74,8 lm/w	MacAdam:	3
UGR:	<19	Power Supply:	220-240V 50/60Hz
Type:	MID POWER LED	Gear:	Adjustable DALI DT8
LED Lifetime:	50.000 L80 B10 (Ta=25°C)		
Power:	8.8W		

Light output tolerance +/- 10%



CUSTOM MADE OPTIONS:

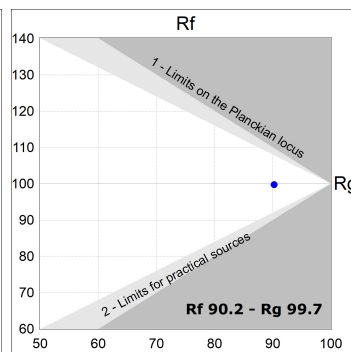
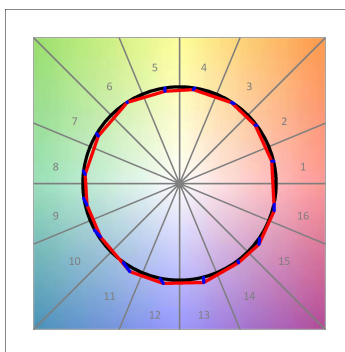
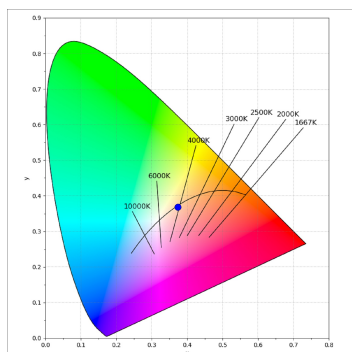
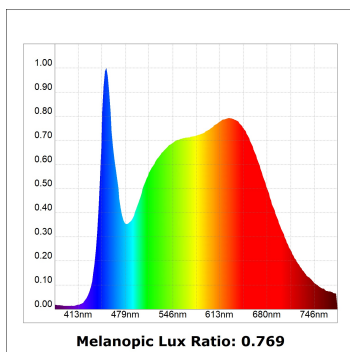
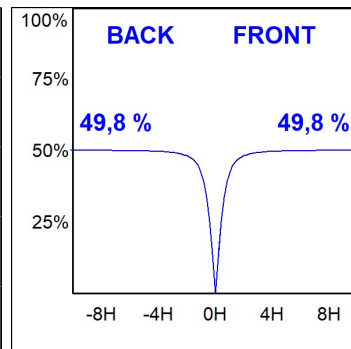


L61SS084LOOC9TWDB

LTUB60 SU SF 840 1200 TW COMF DALI BK

PHOTOMETRIC DATA :

L61SS084LOOC9TWDB
 $\eta = 100\%$
 $I_{max} = 663 \text{ cd/klm}$
 UTE: 1,00C
 CIE: 66 90 99 100 100



ACCESORIES :

Assembly



Product code:
L6SUECB

Description:
LTUB60 ACC. SUR END COVER BK.



Product code:
L6SUECW

Description:
LTUB60 ACC. SUR END COVER WH.



Product code:
L6SUECW3

Description:
LTUB60 ACC. SUR END COVER WE.



Product code:
L6SUECW4

Description:
LTUB60 ACC. SUR END COVER BS.