


LAMP TUB 60 SUSP. CEILING ROSE

L61SE168MOOP940N3

- LTUB60 SU RE 1680 5200 NW OPAL WE



Description:

Surface mounted luminaire Lamptub 60 from LAMP. Made of recycled aluminium extrusion with circular section of 60mm and length of 1680mm, with opal polycarbonate diffuser. Model for MID-POWER LED, with colour temperature 4000K with CRI90. Built-in electronic ON/OFF control gear. With IP40, IK07 degree of protection. Insulation class I / II. Group 0 photobiological safety. Lifetime: 72.000h L80 B10. Compatible with Lamp Nomadic system. Available finishes: White (RAL 9010), Black (RAL 9011), Wellbeing and BeSocial palette.

Finish: Palette WELLBEING - 3 TEXTURED

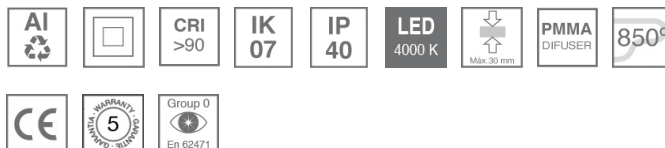


Installation: Suspended

TECHNICAL SPECIFICATIONS:

Light output:	3.189 lm	°K :	4000
Plum:	34,7W	CRI :	90
Efficacy:	91,8 lm/w	R9 :	70
Type:	MID POWER LED	MacAdam:	3
LED Lifetime:	72.000 L80 B10 (Ta=25°C)	Power Supply:	220-240V 50/60Hz
Power:	30.3W	Gear:	Electronic

Light output tolerance +/- 10%



CUSTOM MADE OPTIONS:


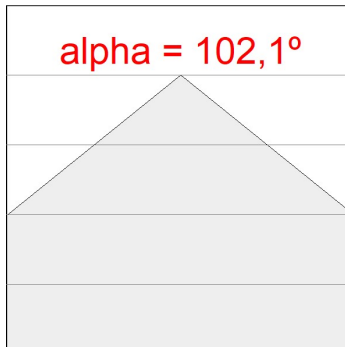
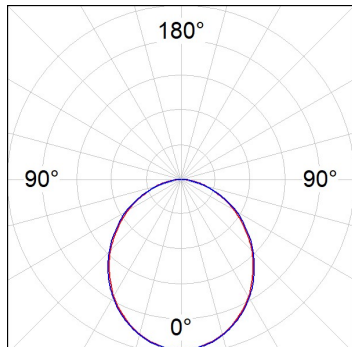


L61SE168MOOP940N3

LTUB60 SU RE 1680 5200 NW OPAL WE

PHOTOMETRIC DATA :

L61SE168MOOP940N3
 $\eta = 100\%$
 $I_{max} = 390 \text{ cd/klm}$
 UTE: 1,00E + 0,00T
 CIE: 50 81 97 100 100

ACCESORIES :

Assembly




Product code:
L6SUECB

Description:
LTUB60 ACC. SUR END COVER BK.




Product code:
L6SUECW

Description:
LTUB60 ACC. SUR END COVER WH.



Product code:
L6SUECW3

Description:
LTUB60 ACC. SUR END COVER WE.



Product code:
L6SUECW4

Description:
LTUB60 ACC. SUR END COVER BS.