


LAMPTUB 60 SUSP. CEILING ROSE

L61SE168MOOC927N3

- LTUB60 SU RE 1680 4800 VWW COMF WE



Description:

Surface mounted luminaire Lamptub 60 from LAMP. Made of recycled aluminium extrusion with circular section of 60mm and length of 1680mm, an opal comfort diffuser made of a translucent polycarbonate diffuser and an optical film to achieve a controlled light distribution and low UGR<19. Model for MID-POWER LED, with colour temperature 2700K with CRI90. Built-in electronic ON/OFF control gear. With IP40, IK07 degree of protection. Insulation class I / II. Group 0 photobiological safety. Lifetime: 72.000h L80 B10. Compatible with Lamp Nomadic system. Available finishes: White (RAL 9010), Black (RAL 9011), Wellbeing and BeSocial palette.

Finish: Palette WELLBEING - 3 TEXTURED

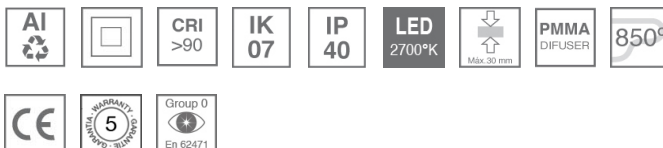


Installation: Suspended

TECHNICAL SPECIFICATIONS:

Light output:	2.717 lm	°K :	2700
Plum:	34,7W	CRI :	90
Efficacy:	78,3 lm/w	R9 :	57
UGR:	<19	MacAdam:	3
Type:	MID POWER LED	Power Supply:	220-240V 50/60Hz
LED Lifetime:	72.000 L80 B10 (Ta=25°C)	Gear:	Electronic
Power:	30.3W		

Light output tolerance +/- 10%



CUSTOM MADE OPTIONS:


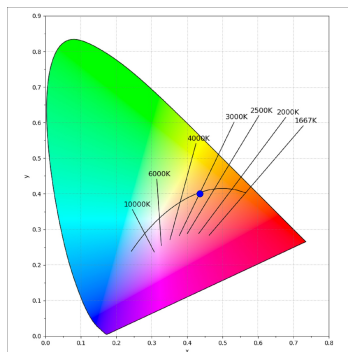
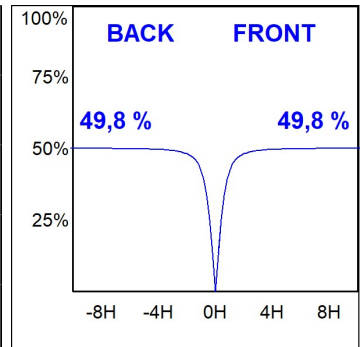
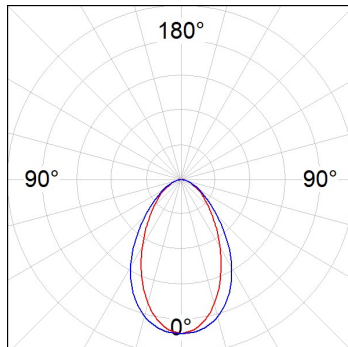


L61SE168MOOC927N3

LTUB60 SU RE 1680 4800 VWW COMF WE

PHOTOMETRIC DATA :

L61SE168MOOC927N3
 $\eta = 100\%$
 $I_{max} = 663 \text{ cd/klm}$
 UTE: 1,00C
 CIE: 66 90 99 100 100

ACCESORIES :

Assembly



Product code:

L6SUECB

Description:

LTUB60 ACC. SUR END COVER BK.



Product code:

L6SUECW

Description:

LTUB60 ACC. SUR END COVER WH.



Product code:

L6SUECW3

Description:

LTUB60 ACC. SUR END COVER WE.



Product code:

L6SUECW4

Description:

LTUB60 ACC. SUR END COVER BS.