


LAMPTUB 60 SUSP. CEILING ROSE

L61SE112LOOP927D4

- LTUB60 SU RE 1120 1700 VWW OPAL DALI BS



Description:

Surface mounted luminaire Lamptub 60 from LAMP. Made of recycled aluminium extrusion with circular section of 60mm and length of 1120mm, with opal polycarbonate diffuser. Model for MID-POWER LED, with colour temperature 2700K with CRI90. Built-in electronic DALI control gear. With IP40, IK07 degree of protection. Insulation class I / II. Group 0 photobiological safety. Lifetime: 72.000h L80 B10. Compatible with Lamp Nomadic system. Available finishes: White (RAL 9010), Black (RAL 9011), Wellbeing and BeSocial palette.

Finish: Palette BE SOCIAL - 4 TEXTURED



Installation: Suspended

TECHNICAL SPECIFICATIONS:

Light output:	955 lm	°K :	2700
Plum:	12,9W	CRI :	90
Efficacy:	74 lm/w	R9 :	57
Type:	MID POWER LED	MacAdam:	3
LED Lifetime:	72.000 L80 B10 (Ta=25°C)	Power Supply:	220-240V 50/60Hz
Power:	10.6W	Gear:	Adjustable DALI

Light output tolerance +/- 10%



CUSTOM MADE OPTIONS:




L61SE112LOOP927D4

LTUB60 SU RE 1120 1700 VWW OPAL DALI BS

PHOTOMETRIC DATA :

L61SE112LOOP927N4
 $\eta = 100\%$
 $I_{max} = 390 \text{ cd/klm}$
 UTE: 1,00E + 0,00T
 CIE: 50 81 97 100 100




ACCESORIES :

Assembly



Product code:

L6SUECB

Description:

LTUB60 ACC. SUR END COVER BK.




Product code:

L6SUECW

Description:

LTUB60 ACC. SUR END COVER WH.




Product code:

L6SUECW3

Description:

LTUB60 ACC. SUR END COVER WE.



Product code:

L6SUECW4

Description:

LTUB60 ACC. SUR END COVER BS.