

## LAMP TUB 60 SUSP. CEILING ROSE

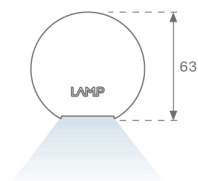
L61SE084MOOC927NB



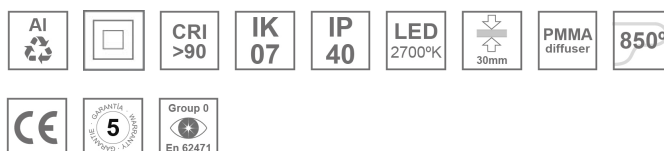
LTUB60 SU RE 840 2400 VWW COMF BK

**Description:**

Surface mounted luminaire Lamptub 60 from LAMP. Made of recycled aluminium extrusion with circular section of 60mm and length of 840mm, an opal comfort diffuser made of a translucent polycarbonate diffuser and an optical film to achieve a controlled light distribution and low UGR<19. Model for MID-POWER LED, with colour temperature 2700K with CRI90. Built-in electronic ON/OFF control gear. With IP40, IK07 degree of protection. Insulation class I / II. Group 0 photobiological safety. Lifetime: 72.000h L80 B10. Compatible with Lamp Nomadic system. Available finishes: White (RAL 9010), Black (RAL 9011), Wellbeing and BeSocial palette.

**Finish:** Matte black RAL 9011**Installation:** Suspended**TECHNICAL SPECIFICATIONS:**

<b>Light output:</b>	1.358 lm	<b>°K :</b>	2700
<b>Plum:</b>	17,8W	<b>CRI :</b>	90
<b>Efficacy:</b>	76,3 lm/w	<b>R9 :</b>	57
<b>UGR:</b>	<19	<b>MacAdam:</b>	3
<b>Type:</b>	MID POWER LED	<b>Power Supply:</b>	220-240V 50/60Hz
<b>LED Lifetime:</b>	72.000 L80 B10 (Ta=25°C)	<b>Gear:</b>	Electronic
<b>Power:</b>	15.1W		

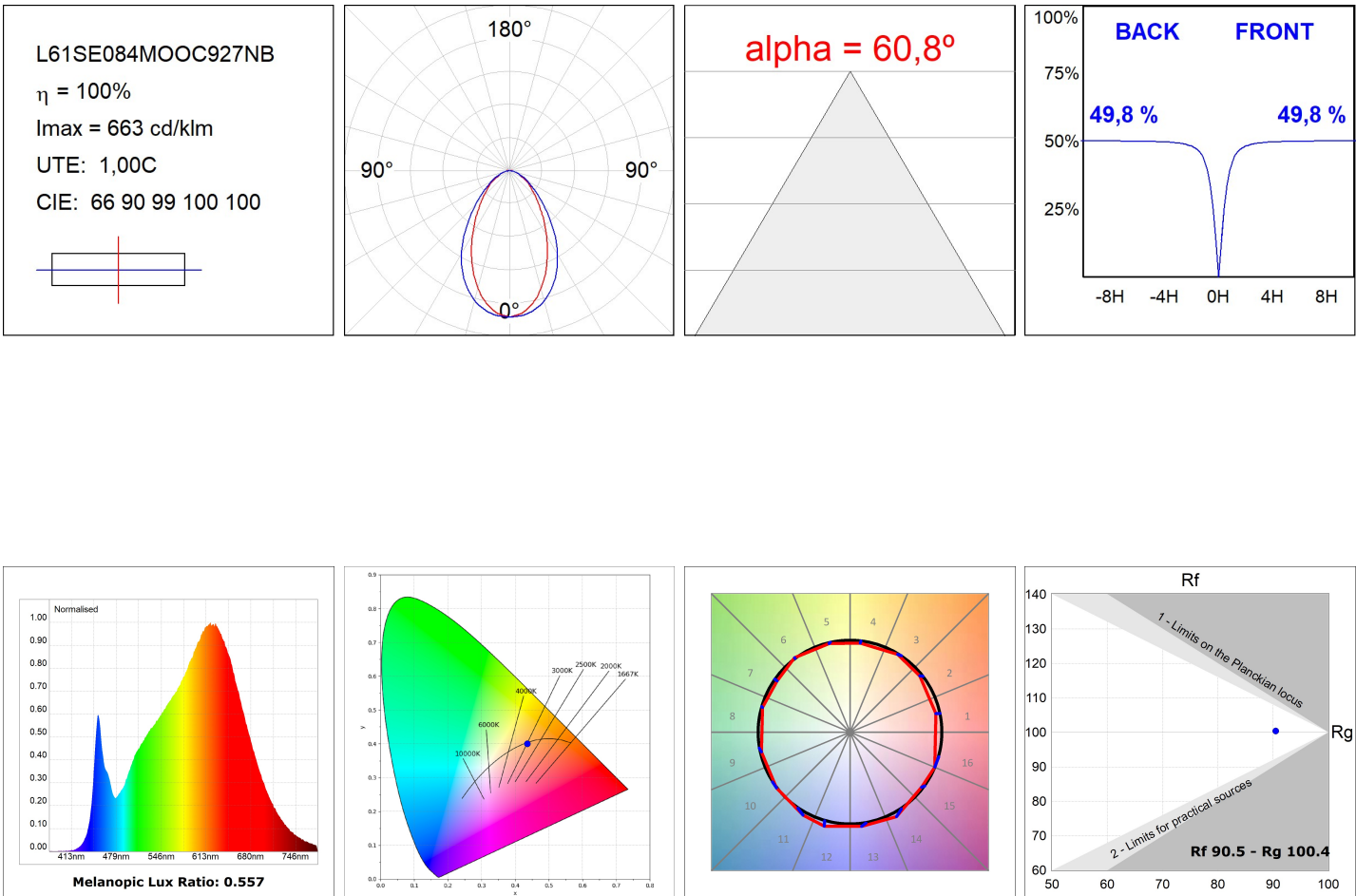
**Light output tolerance +/- 10%****CUSTOM MADE OPTIONS:**

LAMPTUB 60 SUSP. CEILING ROSE

L61SE084MOOC927NB

LTUB60 SU RE 840 2400 VWW COMF BK

PHOTOMETRIC DATA :



ACCESORIES :

Assembly



**Product code:**

L6SUECB

**Description:**

LTUB60 ACC. SUR END COVER BK.



**Product code:**

L6SUECW

**Description:**

LTUB60 ACC. SUR END COVER WH.



**Product code:**

L6SUECW3

**Description:**

LTUB60 ACC. SUR END COVER WE.



**Product code:**

L6SUECW4

**Description:**

LTUB60 ACC. SUR END COVER BS.