

LAMPTUB 60 SUSP. CEILING ROSE

L61SE084MOIP9TWD3



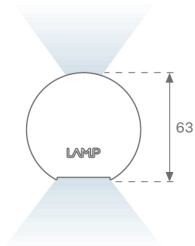
LTUB60 SU RE 840 3400 TW D/I COMF DA WE

Description:

Surface mounted luminaire Lamptub 60 from LAMP. Made of recycled aluminium extrusion with circular section of 60mm and length of 840mm. Direct-indirect light model with opal comfort diffuser made of a translucent polycarbonate diffuser and an optical film to achieve a controlled light distribution and low UGR<19. Model for MID-POWER LED, with TW colour temperature with CRI90. Built-in electronic DALI control gear. With IP40, IK07 degree of protection. Insulation class I / II. Group 0 photobiological safety. Lifetime: 72.000h L80 B10. Compatible with Lamp Nomadic system. Available finishes: White (RAL 9010), Black (RAL 9011), Wellbeing and BeSocial palette.

Finish: Palette WELLBEING - 3 TEXTURED

Dimensions: 847 x 67 x 80 mm



Installation: Suspended

TECHNICAL SPECIFICATIONS:

Light output:	2.128 lm	°K :	TW
Plum:	26,4W	CRI :	90
Efficacy:	80,6 lm/w	MacAdam:	3
UGR:	<19	Power Supply:	220-240V 50/60Hz
Type:	MID POWER LED	Gear:	Adjustable DALI DT8
LED Lifetime:	50.000 L80 B10 (Ta=25°C)		
Power:	24.7W		

Light output tolerance +/- 10%



CUSTOM MADE OPTIONS:


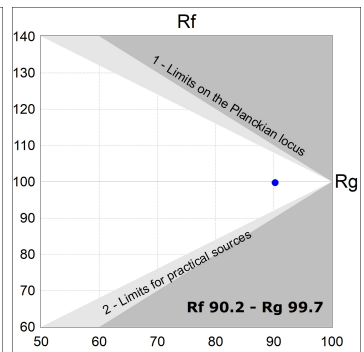
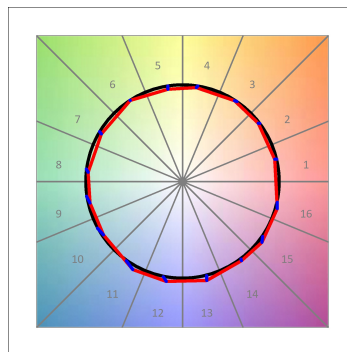
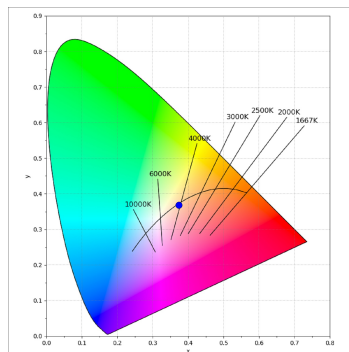
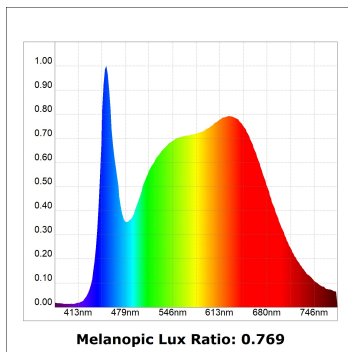
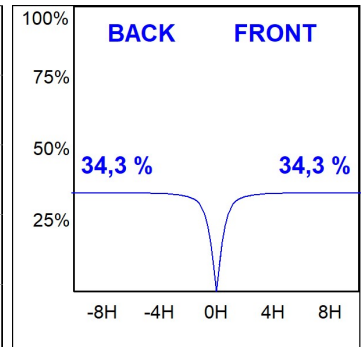
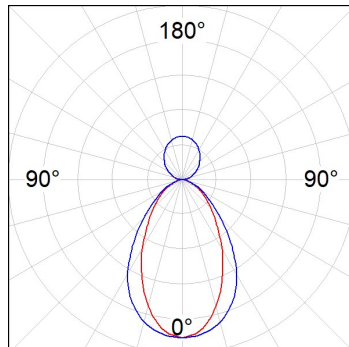


L61SE084MOIP9TWD3

LTUB60 SU RE 840 3400 TW D/I COMF DA WE

PHOTOMETRIC DATA :

L61SE084MOIP9TWD3
 $\eta = 100\%$
 $I_{max} = 453 \text{ cd/klm}$
 UTE: 0,69C + 0,32T
 CIE: 66 90 99 68 100

ACCESORIES :

Assembly



Product code:

L6SUECB

Description:

LTUB60 ACC. SUR END COVER BK.



Product code:

L6SUECW

Description:

LTUB60 ACC. SUR END COVER WH.



Product code:

L6SUECW3

Description:

LTUB60 ACC. SUR END COVER WE.



Product code:

L6SUECW4

Description:

LTUB60 ACC. SUR END COVER BS.