

## KOMBIC 200 DOWNLIGHT

K32RD70400P830NMW

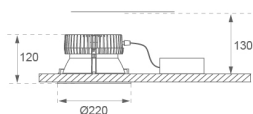


## KOMBIC 200 G2 RD 7000 IP44 WW OP MA/W

## Description:

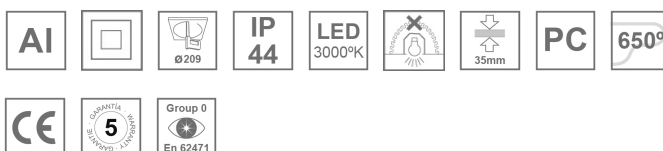
Round recessed downlight KOMBIC 200 G2 RD 7000 Reflector made of recycled polycarbonate. Inner reflector finished in mat metallized. Elliptical optic option is the perfect choice for lighting walkways and longitudinal areas such as counters or areas adjacent to work areas. This product allows for increased spacing between luminaires, reducing the effect of residual light on walls and providing a pleasant atmosphere in the space. Heatsink made of die-cast aluminium with black finish. COB LED, colour temperature 3000K and CRI80. Electronic ON OFF gear included. IP44 rated. Insulation Class II. Photobiological safety group 0. LED life time: 66.000 L80 B10. Available finish: White. Environmental Product Declaration - EPD® available, according to UNE-EN ISO 9001:2015 and UNE-EN ISO 14001:2015.

**Finish:** metalized polycarbonate mate

**Weight:** 1.496 g

**Installation:** Recessed

## TECHNICAL SPECIFICATIONS:

|                      |                          |                      |                  |
|----------------------|--------------------------|----------------------|------------------|
| <b>Light output:</b> | 5.373 lm                 | <b>°K :</b>          | 3000             |
| <b>Plum:</b>         | 51W                      | <b>CRI :</b>         | 80               |
| <b>Efficacy:</b>     | 105,4 lm/w               | <b>MacAdam:</b>      | 3                |
| <b>Type:</b>         | COB                      | <b>Power Supply:</b> | 220-240V 50/60Hz |
| <b>LED Lifetime:</b> | 66.000 L80 B10 (Ta=25°C) | <b>Gear:</b>         | Electronic       |
| <b>Power:</b>        | 45,2W                    |                      |                  |

*Light output tolerance +/- 10%*


## CUSTOM MADE OPTIONS:

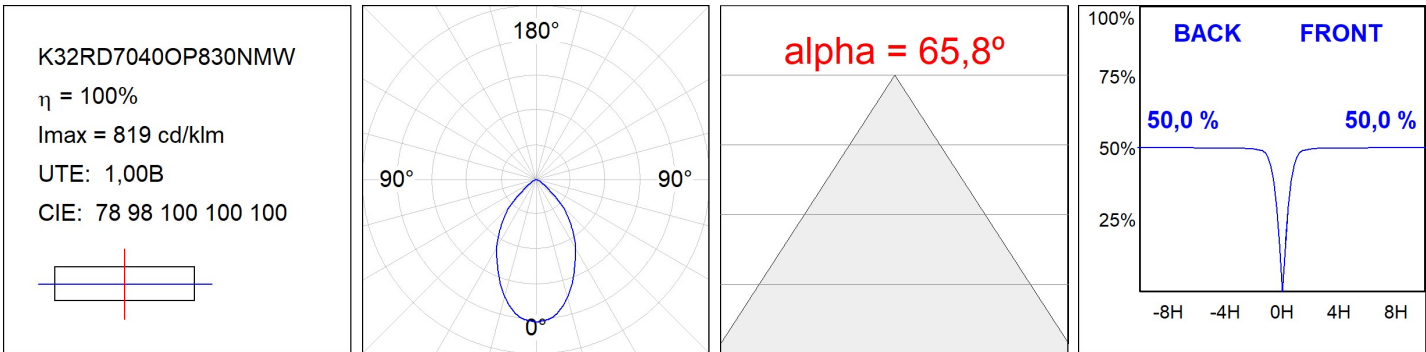


KOMBIC 200 DOWNLIGHT

K32RD70400P830NMW

KOMBIC 200 G2 RD 7000 IP44 WW OP MA/W

PHOTOMETRIC DATA :



## ACCESORIES :

### Optical



**Product code:**

ADRD250W

**Description:**

KOMBIC ACC. Ø250 ADAPTER RING WH.



**Product code:**

DITRRD240B

**Description:**

DOMO 220/KOMBIC ACC. TRANSP GLASS BK.



**Product code:**

DITRRD240G

**Description:**

DOMO 220/KOMBIC ACC. TRANSP GLASS GR.

DITRRD240W

DOMO 220/KOMBIC ACC. TRANSP GLASS WH.



**Product code:**

RIRD240B

**Description:**

DOMO 220/KOMBIC ACC. DECO RING BK.



**Product code:**

RIRD240G

**Description:**

DOMO 220/KOMBIC ACC. DECO RING GR.

RIRD240W

DOMO 220/KOMBIC ACC. DECO RING WH.