

KOMBIC 200 SURFACE

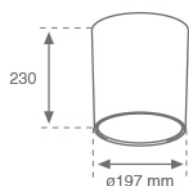
K31SF3020OP840NRW



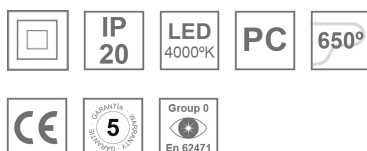
KOMBIC 200 SF 3000 IP20 NW OPAL BR/WH

Description:

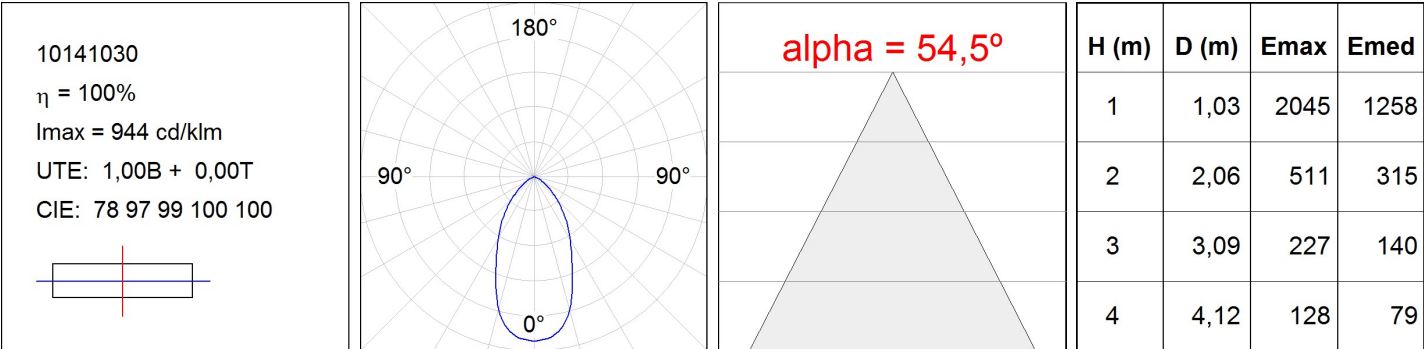
Suspended or ceiling mounting Downlight model KOMBIC 200 SF, LAMP brand. Made of white colour injected polycarbonate with shiny metallized reflector and interior diffuser made of opal méthacrylate. Passive dissipation for a proper thermal management. Model for MID POWER LED with 4000K colour temperature and CRI 80 and control gear included. Insulation class II. Photobiological safety group 0. Lifetime: 50.000h L80 B10

Finish: BRILLIANT METALLIC POLYCARBONATE**Weight:** 1.618 g**Installation:** Surface**TECHNICAL SPECIFICATIONS:**

Light output:	2.171 lm	°K :	4000
Plum:	18W	CRI :	80
Efficacy:	120,6 lm/w	MacAdam:	3
Type:	MID POWER LED	Power Supply:	220-240V 50/60Hz
LED Lifetime:	50.000 L80 B10 (Ta=25°C)	Gear:	Electronic
Power:	17W		

Light output tolerance +/- 10%**CUSTOM MADE OPTIONS:**

PHOTOMETRIC DATA :



ACCESORIES :

Assembly



Product code:

K3SUCOW

Description:

KOMBIC 200 SF ACC. COVER

ACCESORIES :

Suspension



Product code:

SUCARG0100G

SUCARG0250G

SUCARG0500G

SUCARG1000G

Description:

ACC. ELECMEC RIGID SUSP 100MM GR.

ACC. ELECMEC RIGID SUSP 250MM GR.

ACC. ELECMEC RIGID SUSP 500MM GR.

ACC. ELECMEC RIGID SUSP 1000MM GR.



Product code:

SUCARG0100W

SUCARG0250W

SUCARG0500W

SUCARG1000W

Description:

ACC. ELECMEC RIGID SUSP 100MM WH.

ACC. ELECMEC RIGID SUSP 250MM WH.

ACC. ELECMEC RIGID SUSP 500MM WH.

ACC. ELECMEC RIGID SUSP 1000MM WH.



Product code:

SUEM2W3000NG

Description:

ACC. DB ELECMEC SUSP GR.



Product code:

SUEM2W3000NW

Description:

ACC. DB ELECMEC SUSP WH.