

KOMBIC 150 SURFACE

K21SF2040WFWB4NBB



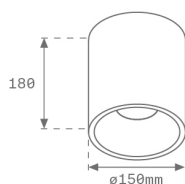
KOMBIC 150 SF 1800 IP43 WBN WFL BK/BK

Description:

Suspended or ceiling mounting downlight model KOMBIC 150 SF by Lamp brand. Body made of black aluminum extrusion with reflector made of recycled polycarbonate R-PC FR WHITE TM non-brominated flame retardant additive. Flammability grade V0 according to UL94. Black interior reflector. Heatsink made of die-cast aluminium. COB LED, colour temperature 4000K with CRI95. Luminaire with electronic wiring included. Insolation Class I. Lifetime: 60.000 L80 B10. With IP43 degree of protection. Group 0 photobiological safety. With Wide Flood optics to achieve a controlled light distribution and low glare level. Environmental Product Declaration - EPD@available, according to UNE-EN ISO 9001:2015 and UNE-EN ISO 14001:2015.

Finish: Matte black RAL 9011

Weight: 1.738 g




Installation: Surface

TECHNICAL SPECIFICATIONS:

Light output:	1.297 lm	°K :	4000
Plum:	19W	CRI :	95
Efficacy:	68,3 lm/w	R9 :	99
UGR:	<19	MacAdam:	3
Type:	COB	Power Supply:	220-240V 50/60Hz
LED Lifetime:	60.000 L80 B10 (Ta=25°C)	Gear:	Electronic
Power:	17,1W		

Light output tolerance +/- 10%



CUSTOM MADE OPTIONS:



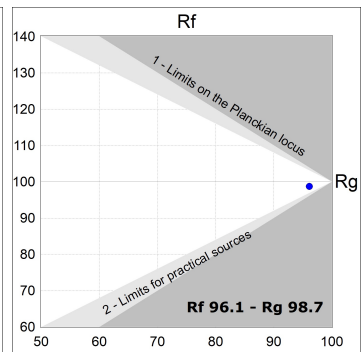
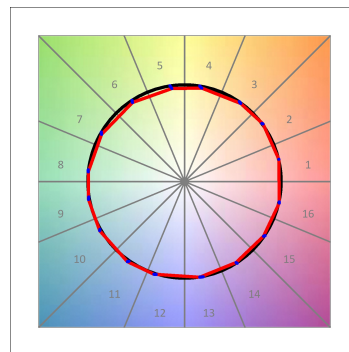
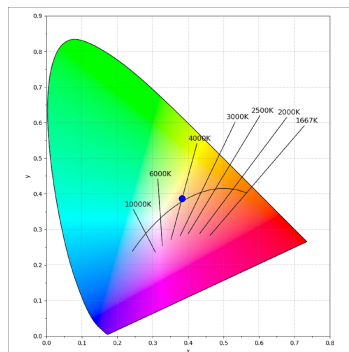
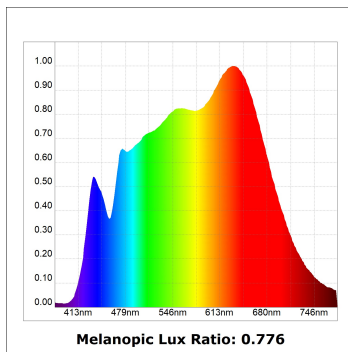
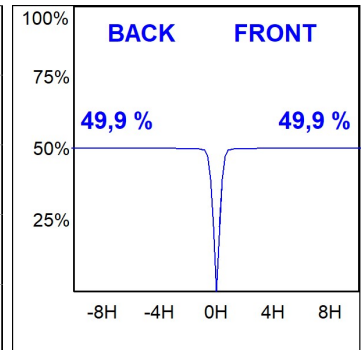

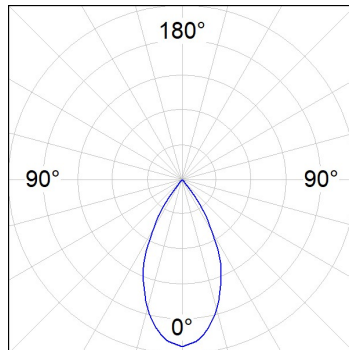
KOMBIC 150 SURFACE

K21SF2040WFWB4NBB

KOMBIC 150 SF 1800 IP43 WBN WFL BK/BK

PHOTOMETRIC DATA :

K21SF2040WFWB4NBB
 $\eta = 100\%$
 $I_{max} = 1435 \text{ cd/klm}$
 UTE:
 CIE: 99 100 100 100 100



ACCESORIES :

Suspension



Product code:

K2SUCARG0500DB
K2SUCARG0500NB
K2SUCARG1000DB
K2SUCARG1000NB

Description:

KOMBIC 150 SF ACC ELEC 5P RIGI SUS 0.5 B
KOMBIC 150 SF ACC ELEC 3P RIGI SUS 0.5 B
KOMBIC 150 SF ACC ELEC 5P RIGI SUS 1M B
KOMBIC 150 SF ACC ELEC 3P RIGI SUS 1M B



Product code:

K2SUCARG0500DW
K2SUCARG0500NW
K2SUCARG1000DW
K2SUCARG1000NW

Description:

KOMBIC 150 SF ACC ELEC 5P RIGI SUS 0.5 W
KOMBIC 150 SF ACC ELEC 3P RIGI SUS 0.5 W
KOMBIC 150 SF ACC ELEC 5P RIGI SUS 1M W
KOMBIC 150 SF ACC ELEC 3P RIGI SUS 1M W



Product code:

K2SUCAWI2000DB
K2SUCAWI2000NB

Description:

KOMBIC 150 SF ACC. ELEC 5P SUSP 2M BK.
KOMBIC 150 SF ACC. ELEC 3P SUSP 2M BK.



Product code:

K2SUCAWI2000DW
K2SUCAWI2000NW

Description:

KOMBIC 150 SF ACC. ELEC 5P SUSP 2M WH
KOMBIC 150 SF ACC. ELEC 3P SUSP 2M WH.