

KOMBIC 150 SURFACE

K21SF2040OP940DMW



KOMBIC 150 SF 2400 IP43 9NW OP DA MA/WH

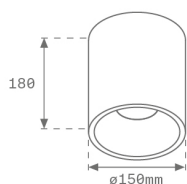
Description:

Suspended or ceiling mounting downlight model KOMBIC 150 SF by Lamp brand. Body made of white aluminum extrusion with reflector made of recycled polycarbonate R-PC FR WHITE TM non-brominated flame retardant additive. Flammability grade V0 according to UL94. Matte metallic interior reflector and optical film. Heatsink made of die-cast aluminium. COB LED, colour temperature 4000K with CRI90. Luminaire with electronic wiring Dali included. Insolation Class I. Lifetime: 50.000 L90 B10. With IP43 degree of protection. Group 0 photobiological safety. Environmental Product Declaration - EPD@available, according to UNE-EN ISO 9001:2015 and UNE-EN ISO 14001:2015.

Finish: metalized polycarbonate mate

Weight: 1.478 g

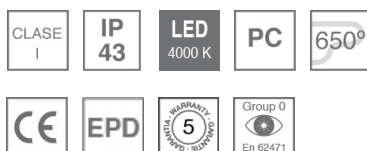
Installation: Surface



TECHNICAL SPECIFICATIONS:

Light output:	1.797 lm	°K :	4000
Plum:	19,8W	CRI :	90
Efficacy:	90,7 lm/w	MacAdam:	3
Type:	COB	Power Supply:	220-240V 50/60Hz
LED Lifetime:	50.000 L80 B10 (Ta=25°C)	Gear:	Adjustable DALI
Power:	18W		

Light output tolerance +/- 10%



CUSTOM MADE OPTIONS:



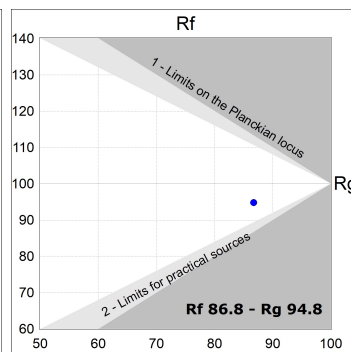
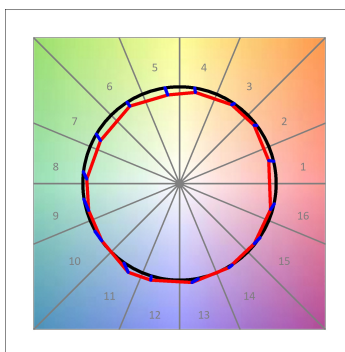
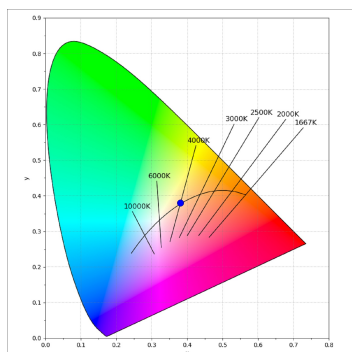
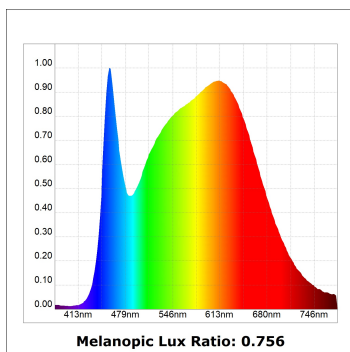
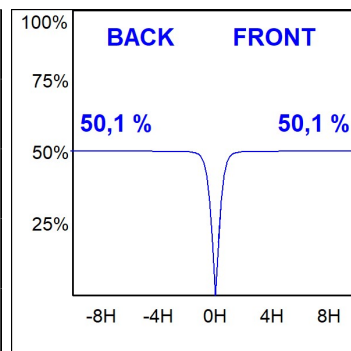
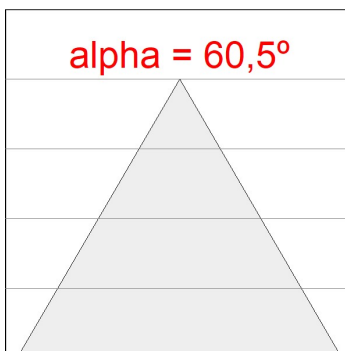
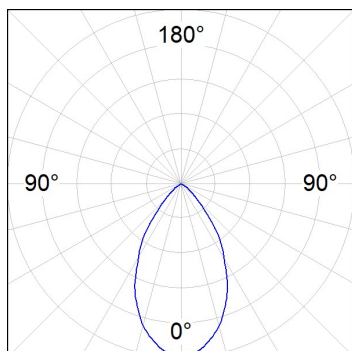
KOMBIC 150 SURFACE

K21SF2040OP940DMW

KOMBIC 150 SF 2400 IP43 9NW OP DA MA/WH

PHOTOMETRIC DATA :

K21SF2040OP940DMW
 $\eta = 100\%$
 $I_{max} = 988 \text{ cd/klm}$
 UTE: 1,00A
 CIE: 87 100 100 100 100



ACCESORIES :

Suspension



Product code:

K2SUCARG0500DB
K2SUCARG0500NB
K2SUCARG1000DB
K2SUCARG1000NB

Description:

KOMBIC 150 SF ACC ELEC 5P RIGI SUS 0.5 B
KOMBIC 150 SF ACC ELEC 3P RIGI SUS 0.5 B
KOMBIC 150 SF ACC ELEC 5P RIGI SUS 1M B
KOMBIC 150 SF ACC ELEC 3P RIGI SUS 1M B




Product code:

K2SUCARG0500DW
K2SUCARG0500NW
K2SUCARG1000DW
K2SUCARG1000NW

Description:

KOMBIC 150 SF ACC ELEC 5P RIGI SUS 0.5 W
KOMBIC 150 SF ACC ELEC 3P RIGI SUS 0.5 W
KOMBIC 150 SF ACC ELEC 5P RIGI SUS 1M W
KOMBIC 150 SF ACC ELEC 3P RIGI SUS 1M W



Product code:

K2SUCAWI2000DB
K2SUCAWI2000NB

Description:

KOMBIC 150 SF ACC. ELEC 5P SUSP 2M BK.
KOMBIC 150 SF ACC. ELEC 3P SUSP 2M BK.



Product code:

K2SUCAWI2000DW
K2SUCAWI2000NW

Description:

KOMBIC 150 SF ACC. ELEC 5P SUSP 2M WH
KOMBIC 150 SF ACC. ELEC 3P SUSP 2M WH.