


# KOMBIC 150 SURFACE

K21SF2040OP830DRB



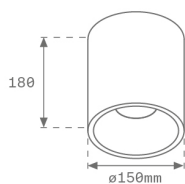
## KOMBIC 150 SF 2100 IP43 WW OPAL DA BR/BK

### Description:

Suspended or ceiling mounting downlight model KOMBIC 150 SF by Lamp brand. Body made of black aluminum extrusion with reflector made of recycled polycarbonate R-PC FR WHITE TM non-brominated flame retardant additive. Flammability grade V0 according to UL94. Shiny metalized interior reflector and optical film. Heatsink made of die-cast aluminium. COB LED, colour temperature 3000K with CRI80. Luminaire with electronic wiring Dali included. Insolation Class I. Lifetime: 50.000 L90 B10. With IP43 degree of protection. Group 0 photobiological safety. Environmental Product Declaration - EPD@available, according to UNE-EN ISO 9001:2015 and UNE-EN ISO 14001:2015.

**Finish:** BRILLIANT METALLIC POLYCARBONATE

**Weight:** 1.478 g

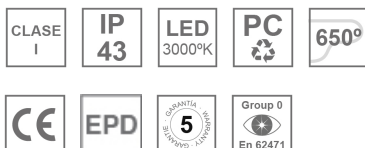


**Installation:** Surface

### TECHNICAL SPECIFICATIONS:

<b>Light output:</b>	1.488 lm	<b>°K :</b>	3000
<b>Plum:</b>	14,1W	<b>CRI :</b>	80
<b>Efficacy:</b>	105,6 lm/w	<b>MacAdam:</b>	3
<b>Type:</b>	COB	<b>Power Supply:</b>	220-240V 50/60Hz
<b>LED Lifetime:</b>	50.000 L90 B10 (Ta=25°C)	<b>Gear:</b>	Adjustable DALI
<b>Power:</b>	12W		

*Light output tolerance +/- 10%*



### CUSTOM MADE OPTIONS:

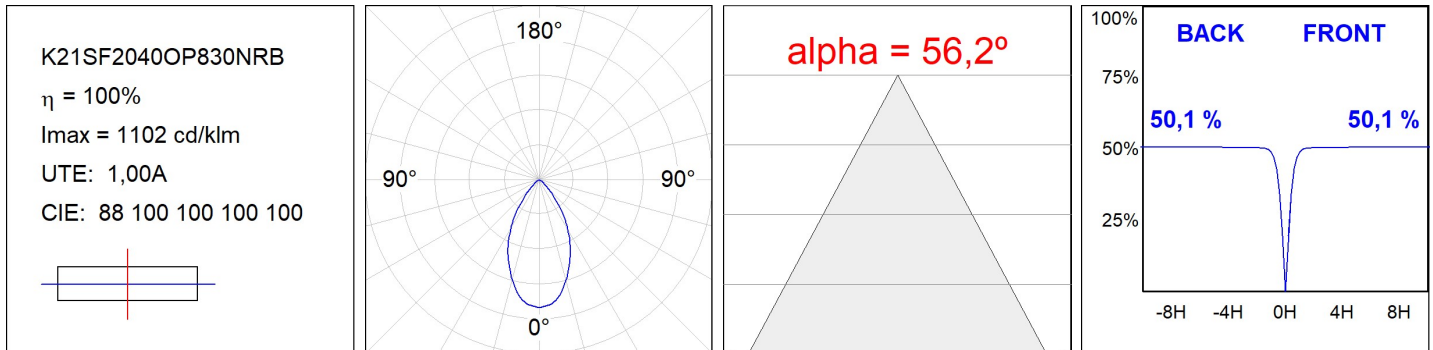


# KOMBIC 150 SURFACE

K21SF2040OP830DRB

KOMBIC 150 SF 2100 IP43 WW OPAL DA BR/BK

## PHOTOMETRIC DATA :



**ACCESORIES :**

**Suspension**



**Product code:**  
K21SUADLATBK

**Description:**  
KOMBIC 150 SF ADAPT. LATERAL CABLE BK



**Product code:**  
K21SUADLATWH

**Description:**  
KOMBIC 150 SF ADAPT. LATERAL CABLE WH




**Product code:**  
K2SUCARG0500DB  
K2SUCARG0500NB  
K2SUCARG1000DB  
K2SUCARG1000NB

**Description:**  
KOMBIC 150 SF ACC ELEC 5P RIGI SUS 0.5 B  
KOMBIC 150 SF ACC ELEC 3P RIGI SUS 0.5 B  
KOMBIC 150 SF ACC ELEC 5P RIGI SUS 1M B  
KOMBIC 150 SF ACC ELEC 3P RIGI SUS 1M B



**Product code:**  
K2SUCARG0500DW  
K2SUCARG0500NW  
K2SUCARG1000DW  
K2SUCARG1000NW

**Description:**  
KOMBIC 150 SF ACC ELEC 5P RIGI SUS 0.5 W  
KOMBIC 150 SF ACC ELEC 3P RIGI SUS 0.5 W  
KOMBIC 150 SF ACC ELEC 5P RIGI SUS 1M W  
KOMBIC 150 SF ACC ELEC 3P RIGI SUS 1M W



**Product code:**  
K2SUCAWI2000DB  
K2SUCAWI2000NB

**Description:**  
KOMBIC 150 SF ACC. ELEC 5P SUSP 2M BK.  
KOMBIC 150 SF ACC. ELEC 3P SUSP 2M BK.



**Product code:**  
K2SUCAWI2000DW  
K2SUCAWI2000NW

**Description:**  
KOMBIC 150 SF ACC. ELEC 5P SUSP 2M WH  
KOMBIC 150 SF ACC. ELEC 3P SUSP 2M WH.