

KOMBIC 100 SURFACE

K11SF2040WF9TWDMB



KOMBIC 100 SF 2000 IP43 TW WFL DA MA/BK

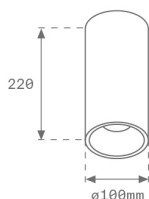
Description:

Suspended or ceiling mounting downlight model KOMBIC 100 SF by Lamp brand. Body made of black aluminum extrusion with reflector made of recycled polycarbonate R-PC FR WHITE TM non-brominated flame retardant additive. Flammability grade V0 according to UL94. Matte metallic interior reflector. Heatsink made of die-cast aluminium. COB LED, with dynamic white colour temperature (2700-6500K) with CRI90. Luminaire with electronic wiring Dali DT8 included. Insolation Class I. Lifetime: 70.000 L80 B10. With IP43 degree of protection. Group 0 photobiological safety. With Wide Flood optics to achieve a controlled light distribution. Environmental Product Declaration - EPD@available, according to UNE-EN ISO 9001:2015 and UNE-EN ISO 14001:2015.

Finish: metalized polycarbonate mate

Weight: 864 g

Installation: Surface



TECHNICAL SPECIFICATIONS:

Light output:	1.050 lm	°K :	2700-6500
Plum:	20,7W	CRI :	90
Efficacy:	51,8 lm/w	MacAdam:	3
Type:	COB	Power Supply:	220-240V 50/60Hz
LED Lifetime:	70.000 L80 B10 (Ta=25°C)	Gear:	Adjustable DALI
Power:	16W		

Light output tolerance +/- 10%



CUSTOM MADE OPTIONS:



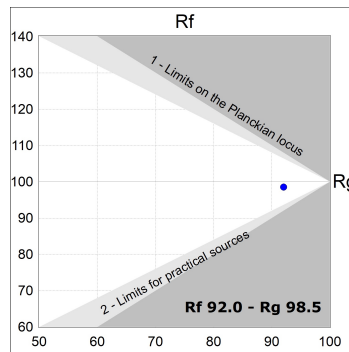
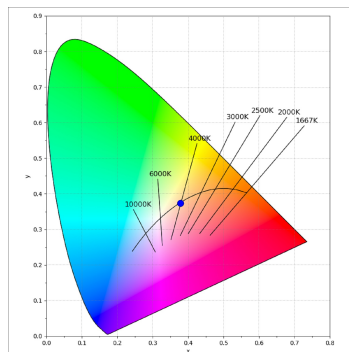
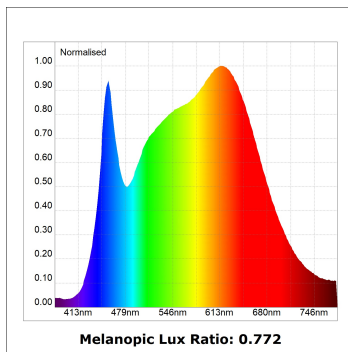
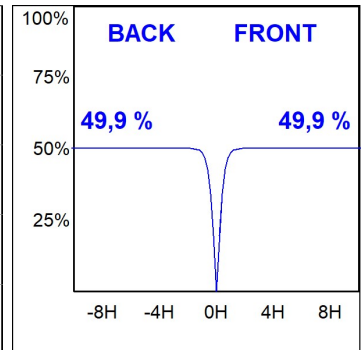

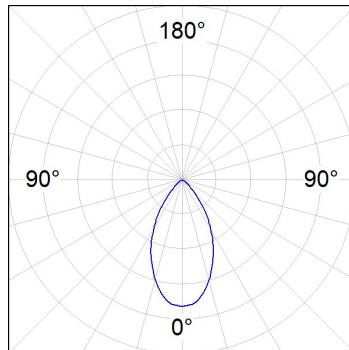
KOMBIC 100 SURFACE

K11SF2040WF9TWDMB

KOMBIC 100 SF 2000 IP43 TW WFL DA MA/BK

PHOTOMETRIC DATA :

K21RD30400P9TWDMMW
 $\eta = 100\%$
 $I_{max} = 1093 \text{ cd/klm}$
 UTE: 1,00A
 CIE: 88 100 100 100 100



ACCESORIES :

Suspension



Product code:
K11SUADLATBK

Description:
KOMBIC 100 SF ADAPT. LATERAL CABLE BK



Product code:
K11SUADLATWH

Description:
KOMBIC 100 SF ADAPT. LATERAL CABLE WH




Product code:
K1SUCARG0500DB
K1SUCARG0500NB
K1SUCARG1000DB
K1SUCARG1000NB

Description:
KOMBIC 100 SF ACC ELEC 5P RIGI SUS 0.5 B
KOMBIC 100 SF ACC ELEC 3P RIGI SUS 0.5 B
KOMBIC 100 SF ACC ELEC 5P RIGI SUS 1M BK
KOMBIC 100 SF ACC ELEC 3P RIGI SUS 1M BK



Product code:
K1SUCARG0500DW
K1SUCARG0500NW
K1SUCARG1000DW
K1SUCARG1000NW

Description:
KOMBIC 100 SF ACC ELEC 5P RIGI SUS 0.5 W
KOMBIC 100 SF ACC ELEC 3P RIGI SUS 0.5 W
KOMBIC 100 SF ACC ELEC 5P RIGI SUS 1M WH
KOMBIC 100 SF ACC ELEC 3P RIGI SUS 1M WH



Product code:
K1SUCAWI2000DB
K1SUCAWI2000NB

Description:
KOMBIC 100 SF ACC. ELEC 5P SUSP 2M BK.
KOMBIC 100 SF ACC. ELEC 3P SUSP 2M BK.



Product code:
K1SUCAWI2000DW
K1SUCAWI2000NW

Description:
KOMBIC 100 SF ACC. ELEC 5P SUSP 2M WH.
KOMBIC 100 SF ACC. ELEC 3P SUSP 2M WH.