

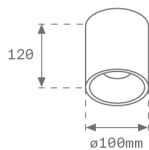
KOMBIC 100 SURFACE

K11SF2040WF940NMW

- KOMBIC 100 SF 2000 IP43 9NW WFL MA/WH

Description:

Finish: metalized polycarbonate mate



TECHNICAL SPECIFICATIONS:

Light output:	1.504 lm	°K :	4000
Plum:	14W	CRI :	90
Efficacy:	107,4 lm/w	R9 :	59
UGR:	<19		
Type:	COB		
LED Lifetime:	>100.000h L90 B10 (Ta=25°C)		
Power:	12,2W		

Light output tolerance +/- 10%

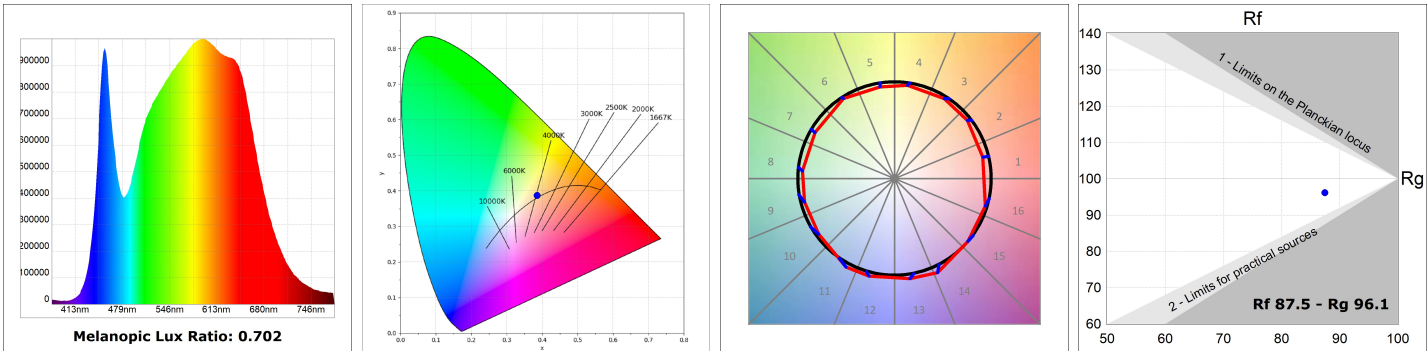
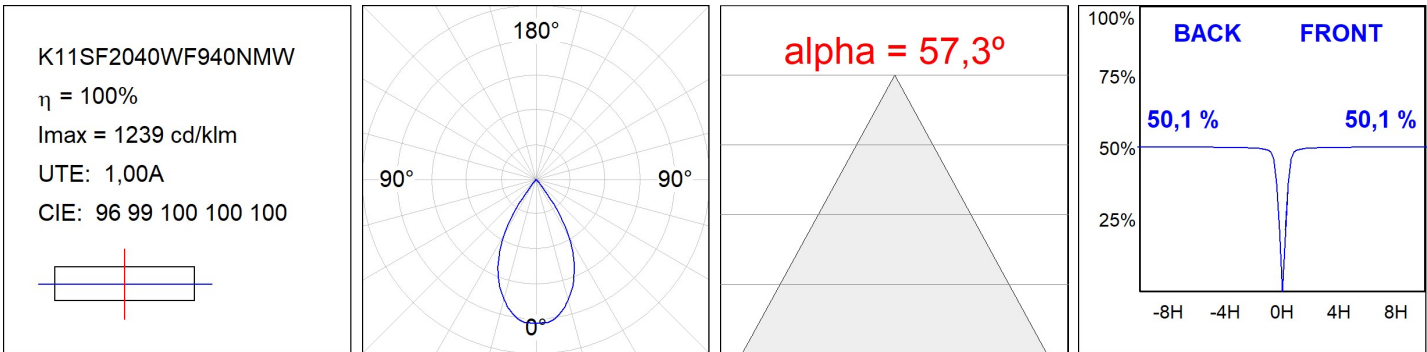


CUSTOM MADE OPTIONS:



K11SF2040WF940NMW KOMBIC 100 SF 2000 IP43 9NW WFL MA/WH

PHOTOMETRIC DATA :



KOMBIC 100 SURFACE

ACCESORIES :

Suspension



Product code:  
K11SUADLATBK

Description:  
KOMBIC 100 SF ADAPT. LATERAL CABLE BK



Product code:  
K11SUADLATWH

Description:  
KOMBIC 100 SF ADAPT. LATERAL CABLE WH