

# KOMBIC 100 SURFACE

K11SF2040OP840NWB



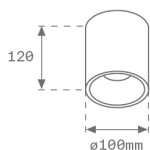
## KOMBIC 100 SF 2000 IP43 NW OP WH/BK

### Description:

Suspended or ceiling mounting downlight model KOMBIC 100 SF by Lamp brand. Body made of black aluminum extrusion with reflector made of recycled polycarbonate R-PC FR WHITE TM non-brominated flame retardant additive. Flammability grade V0 according to UL94. White interior reflector and optical film. Heatsink made of die-cast aluminium. COB LED, colour temperature 3000K with CRI80. Luminaire with electronic wiring included. Insolation Class I. Lifetime: 50.000 L80 B10. With IP43 degree of protection. Group 0 photobiological safety. Environmental Product Declaration - EPD@available, according to UNE-EN ISO 9001:2015 and UNE-EN ISO 14001:2015.

**Finish:** Matte white RAL 9010

**Weight:** 498 g

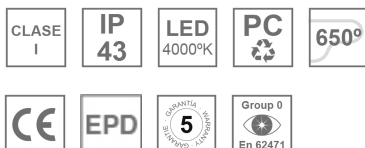


**Installation:** Surface

### TECHNICAL SPECIFICATIONS:

<b>Light output:</b>	1.541 lm	<b>°K :</b>	4000
<b>Plum:</b>	13.4W	<b>CRI :</b>	80
<b>Efficacy:</b>	115 lm/w	<b>MacAdam:</b>	3
<b>Type:</b>	COB	<b>Power Supply:</b>	220-240V 50/60Hz
<b>LED Lifetime:</b>	50.000 L80 B10 (Ta=25°C)	<b>Gear:</b>	Electronic
<b>Power:</b>	12W		

*Light output tolerance +/- 10%*



### CUSTOM MADE OPTIONS:



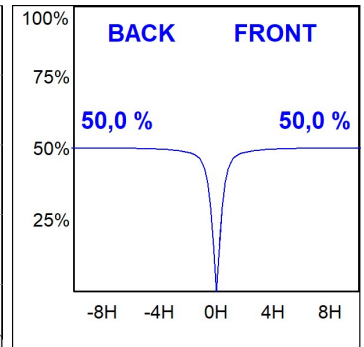

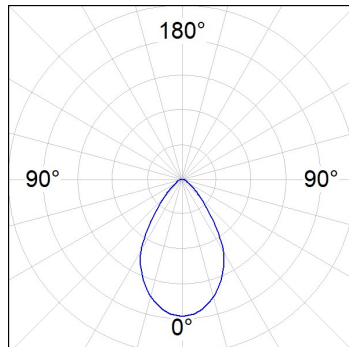
# KOMBIC 100 SURFACE

K11SF2040OP840NWB

KOMBIC 100 SF 2000 IP43 NW OP WH/BK

## PHOTOMETRIC DATA :

K11SF2040OP840NWB  
 $\eta = 100\%$   
 $I_{max} = 787 \text{ cd/klm}$   
UTE: 1,00B  
CIE: 76 93 99 100 100



**ACCESORIES :**

**Suspension**



**Product code:**  
K11SUADLATBK

**Description:**  
KOMBIC 100 SF ADAPT. LATERAL CABLE BK



**Product code:**  
K11SUADLATWH

**Description:**  
KOMBIC 100 SF ADAPT. LATERAL CABLE WH




**Product code:**  
K1SUCARG0500DB  
K1SUCARG0500NB  
K1SUCARG1000DB  
K1SUCARG1000NB

**Description:**  
KOMBIC 100 SF ACC ELEC 5P RIGI SUS 0.5 B  
KOMBIC 100 SF ACC ELEC 3P RIGI SUS 0.5 B  
KOMBIC 100 SF ACC ELEC 5P RIGI SUS 1M BK  
KOMBIC 100 SF ACC ELEC 3P RIGI SUS 1M BK



**Product code:**  
K1SUCARG0500DW  
K1SUCARG0500NW  
K1SUCARG1000DW  
K1SUCARG1000NW

**Description:**  
KOMBIC 100 SF ACC ELEC 5P RIGI SUS 0.5 W  
KOMBIC 100 SF ACC ELEC 3P RIGI SUS 0.5 W  
KOMBIC 100 SF ACC ELEC 5P RIGI SUS 1M WH  
KOMBIC 100 SF ACC ELEC 3P RIGI SUS 1M WH



**Product code:**  
K1SUCAWI2000DB  
K1SUCAWI2000NB

**Description:**  
KOMBIC 100 SF ACC. ELEC 5P SUSP 2M BK.  
KOMBIC 100 SF ACC. ELEC 3P SUSP 2M BK.



**Product code:**  
K1SUCAWI2000DW  
K1SUCAWI2000NW

**Description:**  
KOMBIC 100 SF ACC. ELEC 5P SUSP 2M WH.  
KOMBIC 100 SF ACC. ELEC 3P SUSP 2M WH.