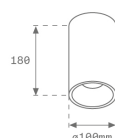


KOMBIC 100 SURFACE

K11SF2023RW940DWW



KOM 100 SF 2000 IP23 9NW RF WFL DA WH/WH

Description:

Suspended or ceiling mounting downlight model KOMBIC 100 SF 2000 IP23 9NW RF WFL DA WH/WH. LAMP brand. Body made of aluminum extrusion. Reflector intérieur colour white. Model for LED COB with 4000K and CRI90 and control gear DALI included. IP23 protection rating. Reflector aluminium WIDE FLOOD to achieve a controlled light distribution. Insolation Class II. Lifetime: 50000 L70 B10. Environmental Product Declaration - EPD@available, according to UNE-EN ISO 9001:2015 and UNE-EN ISO 14001:2015.

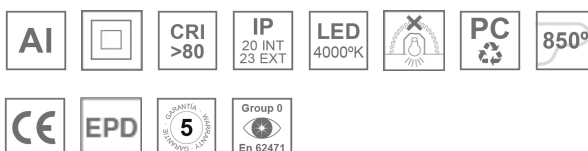
Finish: Matte Traffic white RAL 9016

Weight: 712 g

Installation: Recessed

TECHNICAL SPECIFICATIONS:

Light output:	1.902 lm	°K :	4000
Plum:	20W	CRI :	90
Efficacy:	95,1 lm/w	R9 :	65
Type:	COB	MacAdam:	3
LED Lifetime:	50.000 L70 B10 (Ta=25°C)	Power Supply:	220-240V 50/60Hz
Power:	13W	Gear:	Adjustable DALI

Light output tolerance +/- 10%


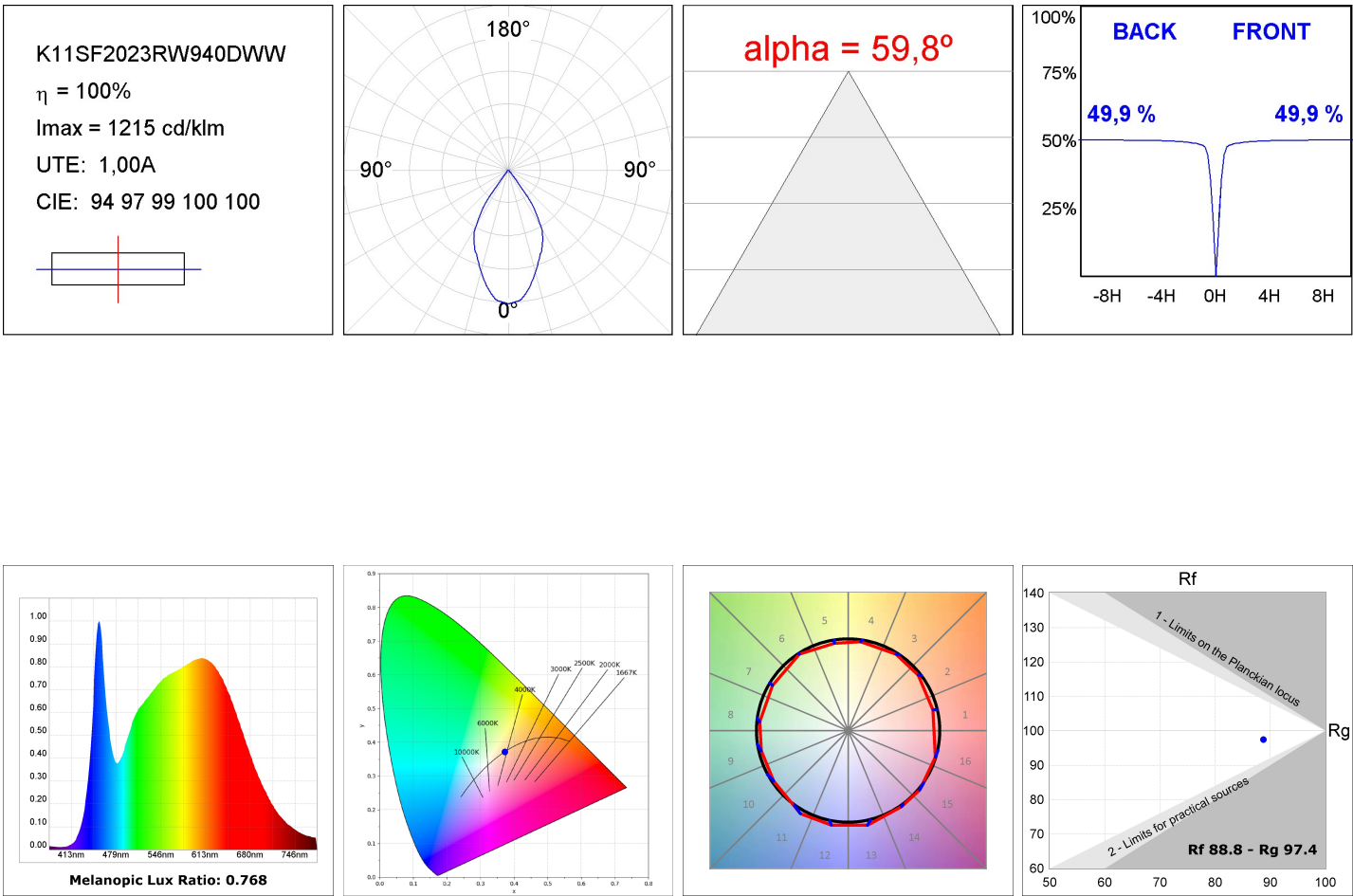
CUSTOM MADE OPTIONS:



K11SF2023RW940DWW

KOM 100 SF 2000 IP23 9NW RF WFL DA WH/WH

PHOTOMETRIC DATA :



KOMBIC 100 SURFACE

ACCESORIES :

Suspension



Product code:
K11SUADLATBK

Description:
KOMBIC 100 SF ADAPT. LATERAL CABLE BK



Product code:
K11SUADLATWH

Description:
KOMBIC 100 SF ADAPT. LATERAL CABLE WH