

KOMBIC 100 SURFACE

K11SF1540WF930DBB



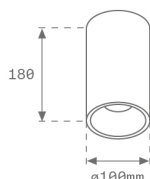
KOMBIC 100 SF 1500 IP43 9WW WFL DA BK/BK

Description:

Suspended or ceiling mounting downlight model KOMBIC 100 SF by Lamp brand. Body made of black aluminum extrusion with reflector made of recycled polycarbonate R-PC FR WHITE TM non-brominated flame retardant additive. Flammability grade V0 according to UL94. Black interior reflector. Heatsink made of die-cast aluminium. COB LED, colour temperature 3000K with CRI90. Luminaire with electronic wiring Dali included. Insolation Class I. Lifetime: 50.000 L80 B10. With IP43 degree of protection. Group 0 photobiological safety. With Wide Flood optics to achieve a controlled light distribution and low glare level, less than UGR 17. Environmental Product Declaration - EPD@available, according to UNE-EN ISO 9001:2015 and UNE-EN ISO 14001:2015.

Finish: Matte black RAL 9011

Weight: 712 g




Installation: Surface

TECHNICAL SPECIFICATIONS:

| | | | |
|----------------------|--------------------------|----------------------|------------------|
| Light output: | 1.015 lm | °K : | 3000 |
| Plum: | 13,7W | CRI : | 90 |
| Efficacy: | 74,1 lm/w | R9 : | 62 |
| UGR: | <19 | MacAdam: | 3 |
| Type: | COB | Power Supply: | 220-240V 50/60Hz |
| LED Lifetime: | 50.000 L80 B10 (Ta=25°C) | Gear: | Adjustable DALI |
| Power: | 12W | | |

Light output tolerance +/- 10%



CUSTOM MADE OPTIONS:



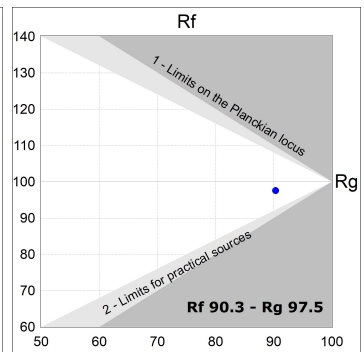
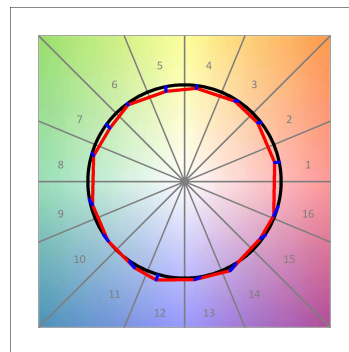
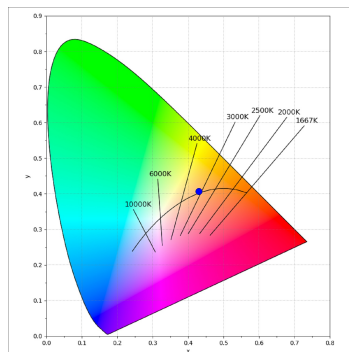
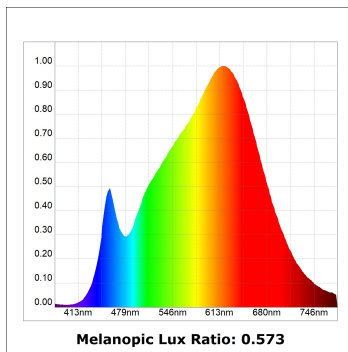
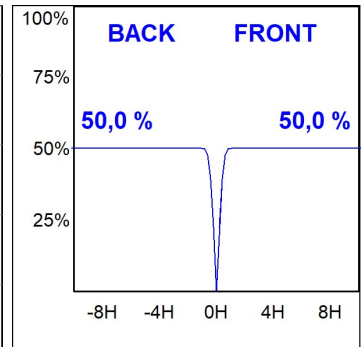
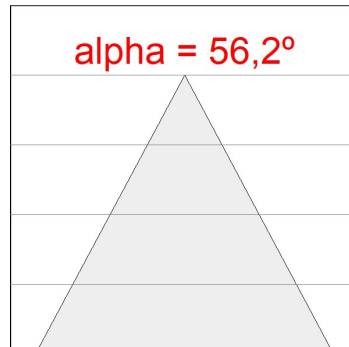
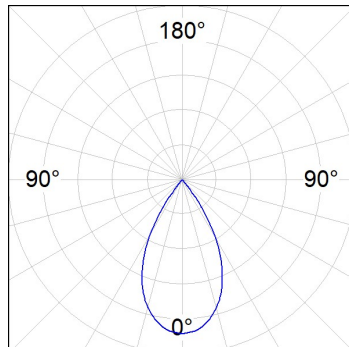
KOMBIC 100 SURFACE

K11SF1540WF930DBB

KOMBIC 100 SF 1500 IP43 9WW WFL DA BK/BK

PHOTOMETRIC DATA :

K11SF1540WF930DBB
 $\eta = 100\%$
 $I_{max} = 1327 \text{ cd/klm}$
 UTE:
 CIE: 99 100 100 100 100



ACCESORIES :

Suspension



Product code:

K1SUCARG0500DB
K1SUCARG0500NB
K1SUCARG1000DB
K1SUCARG1000NB

Description:

KOMBIC 100 SF ACC ELEC 5P RIGI SUS 0.5 B
KOMBIC 100 SF ACC ELEC 3P RIGI SUS 0.5 B
KOMBIC 100 SF ACC ELEC 5P RIGI SUS 1M BK
KOMBIC 100 SF ACC ELEC 3P RIGI SUS 1M BK



Product code:

K1SUCARG0500DW
K1SUCARG0500NW
K1SUCARG1000DW
K1SUCARG1000NW

Description:

KOMBIC 100 SF ACC ELEC 5P RIGI SUS 0.5 W
KOMBIC 100 SF ACC ELEC 3P RIGI SUS 0.5 W
KOMBIC 100 SF ACC ELEC 5P RIGI SUS 1M WH
KOMBIC 100 SF ACC ELEC 3P RIGI SUS 1M WH



Product code:

K1SUCAWI2000DB
K1SUCAWI2000NB

Description:

KOMBIC 100 SF ACC. ELEC 5P SUSP 2M BK.
KOMBIC 100 SF ACC. ELEC 3P SUSP 2M BK.



Product code:

K1SUCAWI2000DW
K1SUCAWI2000NW

Description:

KOMBIC 100 SF ACC. ELEC 5P SUSP 2M WH.
KOMBIC 100 SF ACC. ELEC 3P SUSP 2M WH.