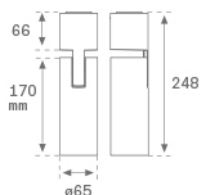


**HS2SF10SS940DW**

**HANCE G2 SUR 1000 9NW SSP DALI WH**
**Description:**

LAMP surface multidirectional spotlight HANCE G2 SUR 1000. Allowing 355° rotation and tilting up to 90°. Body made of die-cast aluminium for proper thermal management. Black polycarbonate injection moulded anti-glare ring. 10° super spot polycarbonate optics. LED HIGH POWER, 4000K and CRI90. Electronic DALI control gear included. IP20, IK07 ratings. Insulation Class I. LED life time: 50.000 L80B10 (Ta=25°C). Available finishes: Textured white and textured black.

**Finish:** Texturised white RAL 9010

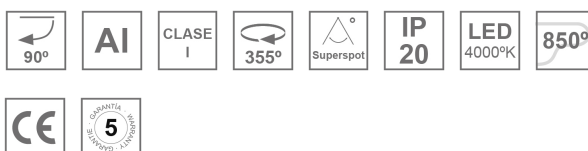


**Installation:** Surface

**TECHNICAL SPECIFICATIONS:**

<b>Light output:</b>	737 lm	<b>°K :</b>	4000
<b>Plum:</b>	13,9W	<b>CRI :</b>	90
<b>Efficacy:</b>	53 lm/w	<b>R9 :</b>	62
<b>UGR:</b>	<16	<b>MacAdam:</b>	3
<b>Type:</b>	HIGH POWER	<b>Power Supply:</b>	220-240V 50/60Hz
<b>LED Lifetime:</b>	50.000 L80B10 (Ta=25°C)	<b>Gear:</b>	Adjustable DALI
<b>Power:</b>	13W		

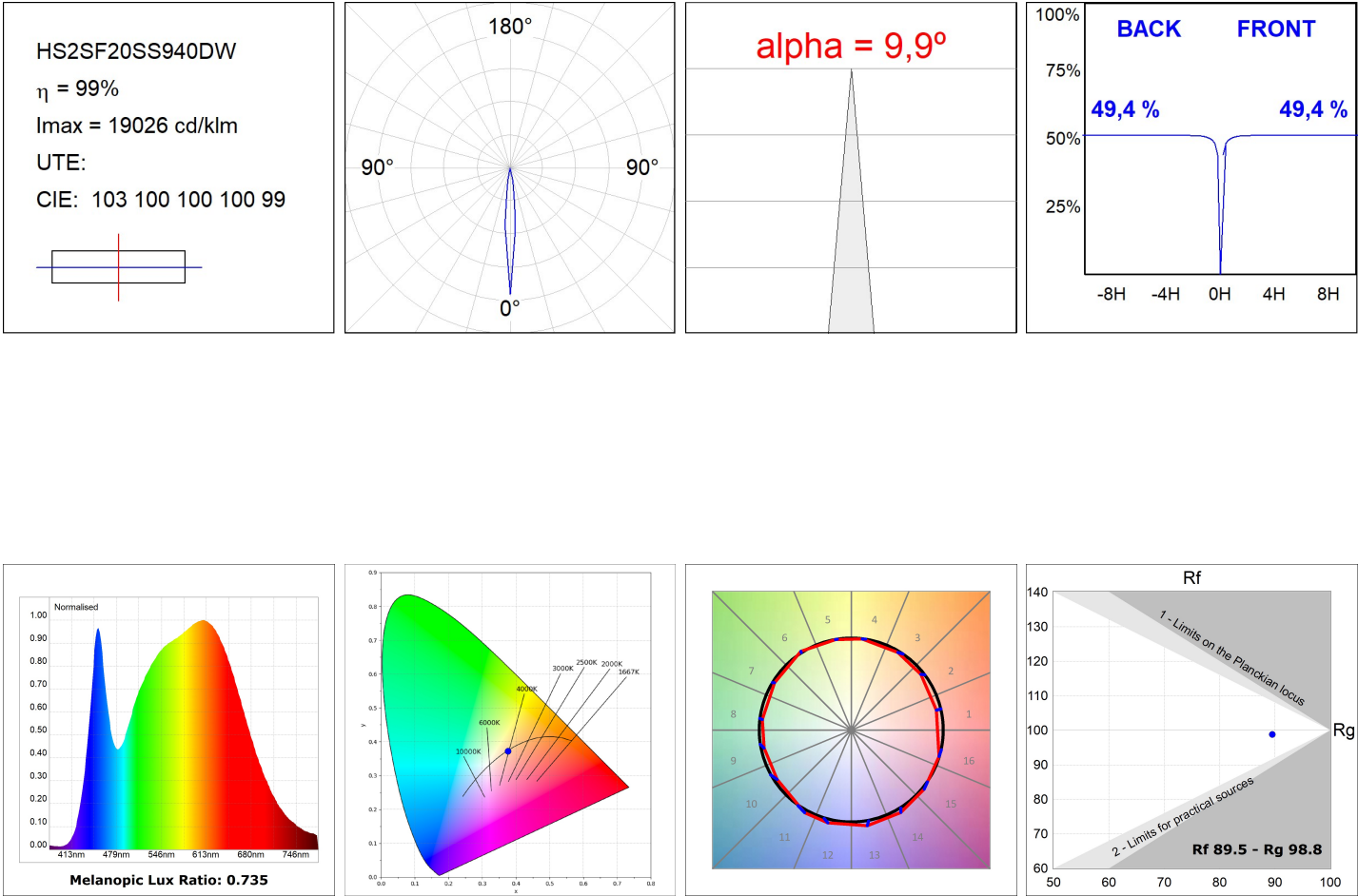
*Light output tolerance +/- 10%*


**CUSTOM MADE OPTIONS:**


HS2SF10SS940DW

HANCE G2 SUR 1000 9NW SSP DALI WH

PHOTOMETRIC DATA :



ACCESORIES :

Optical



**Product code:**  
HSCU50

**Description:**  
HANCE 1000/2000 ACC. CUTTING BEAM



**Product code:**  
HSHO50

**Description:**  
HANCE 1000/2000 ACC. HONEYCOMB GRILLE



**Product code:**  
HSRI65B

**Description:**  
HANCE 1000/2000 ACC. RING DECO BK.



**Product code:**  
HSRI65C

**Description:**  
HANCE 1000/2000 ACC. RING DECO CO.



**Product code:**  
HSRI65M

**Description:**  
HANCE 1000/2000 ACC. RING DECO MET.




**Product code:**  
HSRI65W

**Description:**  
HANCE 1000/2000 ACC. RING DECO WH.



**Product code:**  
HSSL50

**Description:**  
HANCE 1000/2000 ACC. SOFT LENS



**Product code:**  
HSTR50

**Description:**  
HANCE 1000/2000 ACC. DIF TRANS