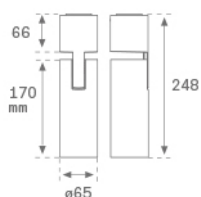


HS2SF10SS930NW

HANCE G2 SUR 1000 9WW SSP WH
Description:

LAMP surface multidirectional spotlight HANCE G2 SUR 1000. Allowing 355° rotation and tilting up to 90°. Body made of die-cast aluminium for proper thermal management. Black polycarbonate injection moulded anti-glare ring. 10° super spot polycarbonate optics. LED HIGH POWER, 3000K y CRI90. Electronic ON OFF control gear included. IP20, IK07 ratings. Insulation Class I. LED life time: 50.000 L80B10 (Ta=25°C). Available finishes: Textured white and textured black.

Finish: Texturised white RAL 9010

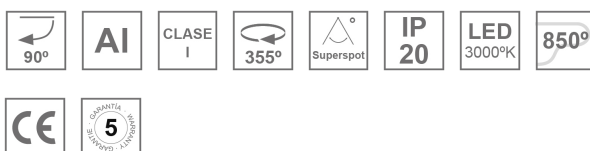


Installation: Surface

TECHNICAL SPECIFICATIONS:

Light output:	652 lm	°K :	3000
Plum:	13,9W	CRI :	90
Efficacy:	46,9 lm/w	R9 :	53
UGR:	<16	MacAdam:	3
Type:	HIGH POWER	Power Supply:	220-240V 50/60Hz
LED Lifetime:	50.000 L80B10 (Ta=25°C)	Gear:	Electronic
Power:	13W		

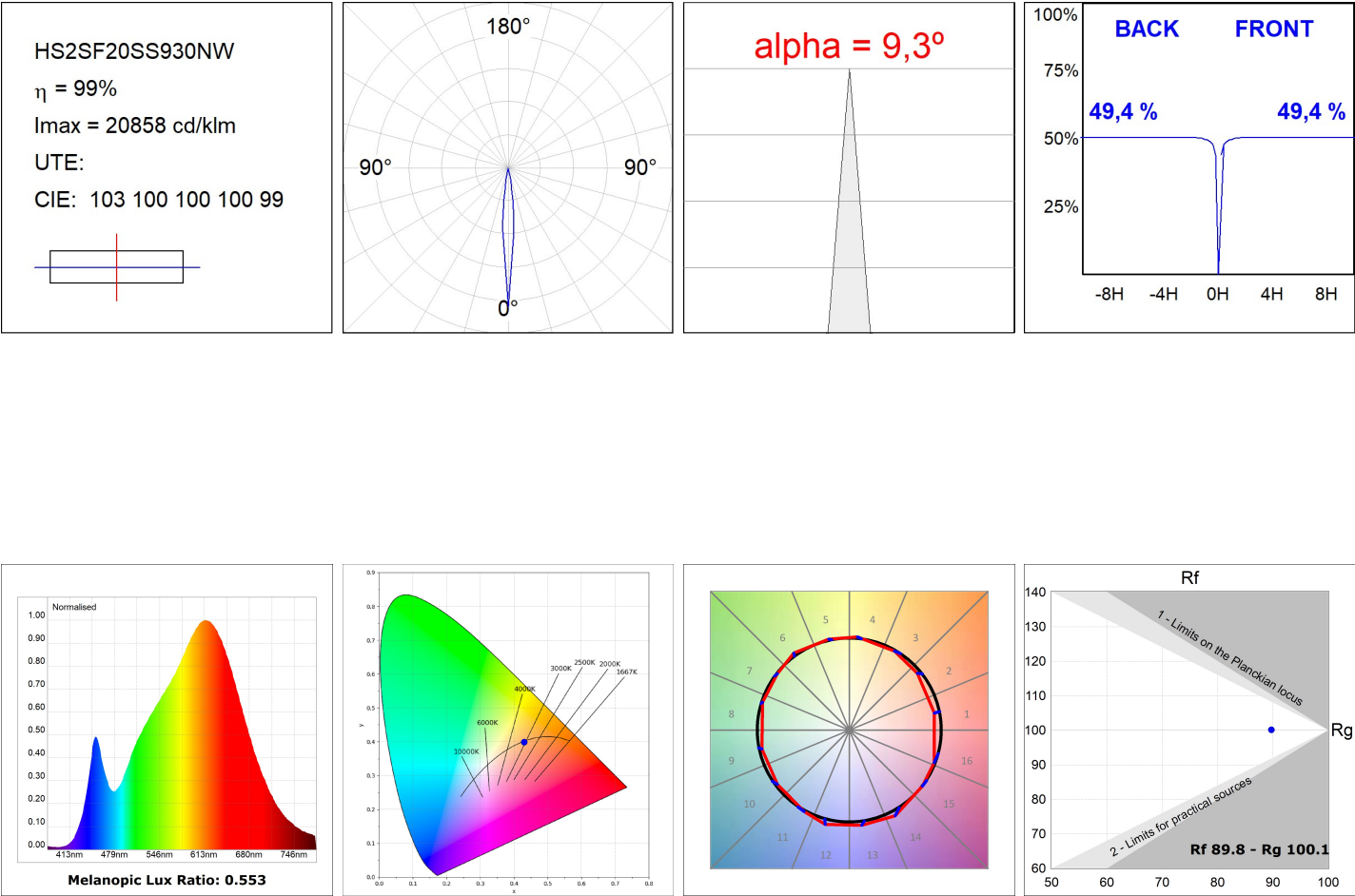
Light output tolerance +/- 10%


CUSTOM MADE OPTIONS:


HS2SF10SS930NW

HANCE G2 SUR 1000 9WW SSP WH

PHOTOMETRIC DATA :



ACCESORIES :

Optical



Product code:

HSCU50

Description:

HANCE 1000/2000 ACC. CUTTING BEAM



Product code:

HSO50

Description:

HANCE 1000/2000 ACC. HONEYCOMB GRILLE



Product code:

HSRI65B

Description:

HANCE 1000/2000 ACC. RING DECO BK.



Product code:

HSRI65C

Description:

HANCE 1000/2000 ACC. RING DECO CO.



Product code:

HSRI65M

Description:

HANCE 1000/2000 ACC. RING DECO MET.



Product code:

HSRI65W

Description:

HANCE 1000/2000 ACC. RING DECO WH.



Product code:

HSSL50

Description:

HANCE 1000/2000 ACC. SOFT LENS



Product code:

HSTR50

Description:

HANCE 1000/2000 ACC. DIF TRANS